

Performer with Shading

PCE105723







The Performer is a fantastic social unit that encourages children to return again and again. The different activities support a richer play experience and encourage social relationships and emotional understanding. After making their way up the smooth steps of the inclined climbing wall and using cross-coordination and strength to get to the platform, children are

rewarded with the double slide, which can be ridden alone or with a friend. No matter which level of the unit they are playing on, children can continue their socialisation, with great variation within a small space. The Fireman's pole adds a thrill for more courageous children, trains spatial awareness and adds a feeling of achievement when children dare to use it. This

variety motivates play hugely.



| | |
|-----------------------------|---|
| Item no. PCE105723-0903 | |
| General Product Information | |
| Dimensions LxWxH | 385x292x390 cm |
| Age group | 2+ |
| Play capacity (users) | 6 |
| Colour options |    |



Performer with Shading

PCE105723



Fireman's pole

Physical: supports coordination, arm and core muscles. Landing strengthens bone density. **Social-Emotional:** turn-taking and risk-taking. **Cognitive:** young children develop their understanding of space, speed and distances when gliding down fast.



Rock climber

Physical: supports cross coordination and leg, arm and hand strength. **Social-Emotional:** the inclination makes climbing feel secure, especially for younger children.



Double slide

Physical: develops spatial awareness, sense of balance and trains core muscles when sitting upright going down. **Social-Emotional:** invites socialising, supports parent-child and peer-to-peer play. **Cognitive:** young children train their understanding of space, speed and distances when sliding down.

Performer with Shading

PCE105723



Panels of 19mm EcoCore™. EcoCore™ is a highly durable, eco-friendly material, which is not only recyclable after use but also consists of a core produced from 100% recycled material.



The ELEMENTS roofs are made of recyclable PE with a minimum wall thickness of 5 mm to ensure high durability in all climates around the world. The steel pipes are hot-dip galvanised inside and outside for maximum durability.



Sails of commercial 95 high-density PE knitted specially for sun-shade structures. The sails are treated with UV stabilisers to ensure longevity. The sails are supported by a hot-dip galvanised steel frame and tightened by stainless-steel devices.



The main posts are made of high quality pre-galvanized steel with powder coated top finish. Post tops are closed with caps of UV stabilized nylon (PA6). The grey colored molded decks are made of 75% post-consumer ocean waste PP material with a non-skid pattern and textured surface. All decks are supported by uniquely designed, low-carbon aluminum profiles with multiple attachment options.



The slides are available in either moulded PE in different colours or in full stainless steel - AISI304 t= 2mm.



The steel surfaces are hot-dip galvanised inside and outside with lead-free zinc. The galvanisation has excellent corrosion resistance in outside environments and requires low maintenance.

| | |
|--------------------------|--------------------------|
| Item no. PCE105723-0903 | |
| Installation Information | |
| Max. fall height | 100 cm |
| Safety surfacing area | 22.5 m² |
| Total installation time | 9.7 |
| Excavation volume | 1.06 m³ |
| Concrete volume | 0.34 m³ |
| Footing depth (standard) | 90 cm |
| Shipment weight | 346 kg |
| Anchoring options | In-ground ✓ Surface ✓ |
| Warranty Information | |
| EcoCore HDPE | Lifetime |
| Post | 10 years |
| PP Decks | 10 years |
| Spare Parts Guarantee | 10 years |
| Sun Shading Sails | 2 years |



Sustainability Data

PCE105723



| Cradle to Gate A1-A3 | Total CO ₂ emission | CO ₂ e/kg | Recycled materials |
|----------------------|--------------------------------|-------------------------|--------------------|
| | kg CO ₂ e | kg CO ₂ e/kg | % |
| PCE105723-0903 | 567.26 | 2.17 | 55.60 |

The overall framework applied for these factors is the Environmental Product Declaration (EPD), which quantifies "environmental information on the life cycle of a product and enable comparisons between products fulfilling the same function" (ISO, 2006). This follows the structure and applies a Life-Cycle Assessment approach to the entire Product stage from raw material through manufacturing (A1-A3))

Kompan A/S
C.F. Tietgens Boulevard 32C
DK-5220 Odense SØ
Denmark



Verification of CO₂ calculation of: Play systems



Data version no. 2023-10-05

The CO₂ calculation and data are in compliance with the principles of a carbon footprint impact according to the GHG protocol (Greenhouse Gas Protocol), Scope 3, cradle to gate related to all individual components in the product category: "Play systems" represented by item no.: PCM200321-0950.

(Scope 3 emissions include emission sources in the upstream and downstream value chain).

Date: 30. October 2023 | Valid until: 30. October 2025
Verified by:

Julie Marie Vejsgaard Larsen, LCA & EPD Consultant

Verification based on report: Validation of CO₂ calculation of 9 categories of Kompan product line, version 1.0, prepared by: Bureau Veritas HSE, Denmark: Julie M. V. Larsen.

Publication date: 30. October 2023

By Bureau Veritas HSE
www.bureauveritas.dk
+45 7731 1000

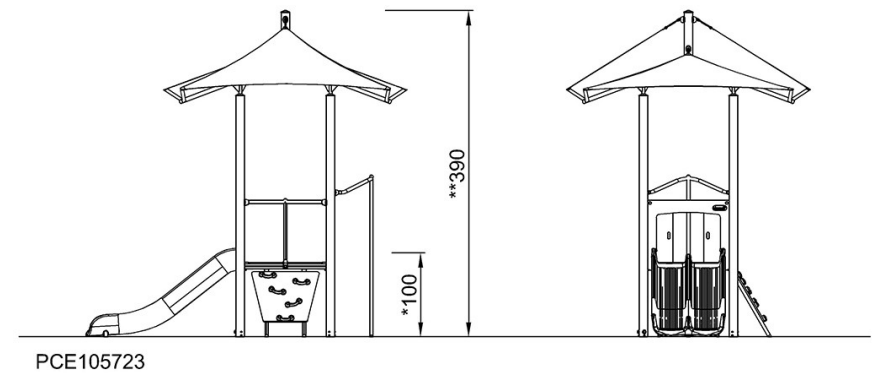
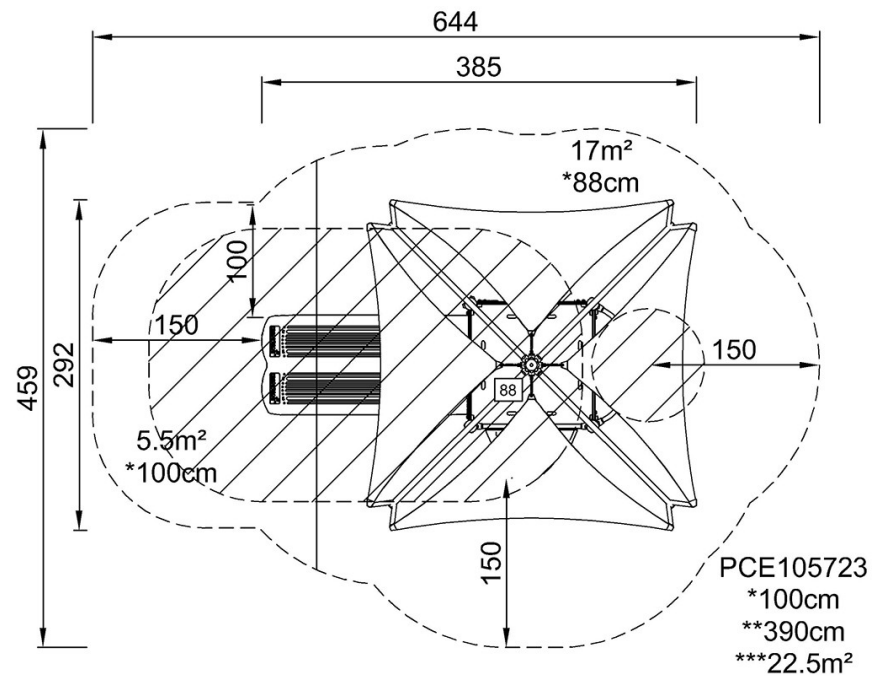


Performer with Shading

PCE105723

* Max fall height | ** Total height | *** Safety surfacing area

* Max fall height | ** Total height



[Click to see TOP VIEW](#)

[Click to see SIDE VIEW](#)