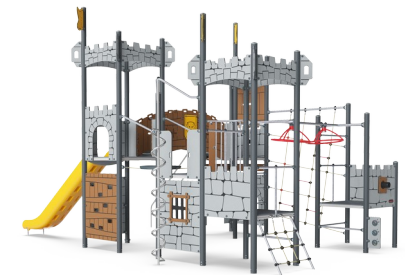



Four Tower Castle

PCM410621



Item no. PCM410621-0901	
General Product Information	
Dimensions LxWxH	514x766x470 cm
Age group	4+
Play capacity (users)	40
Color options	●



The Four Tower Castle offers amazing play experiences to explore again and again. The door on the ground level creates a prison theme, and the treasure chest begs to be explored. Dramatic play stimulates language development and social interaction in children. The Four Tower Castle is also rich on physical play challenge and inspiration. Varied, thrilling

slides or glides down trains the sense of space and balance. The Curly Climber and Turbo Challenge physical skills, adding a rotating motion and requires children to hang by their arms and legs, spinning with friends, is truly thrilling. It is a great trainer of social skills such as turn-taking. It also trains the proprioception and the logical thinking skills when navigating

it.

Four Tower Castle

PCM410621



Curly climber

Physical: coordination and proprioception are supported when placing arms and legs correctly for going down. Sense of balance when rotating. Arm muscles for holding tight. **Social-Emotional:** empathy stimulated by turn-taking. **Cognitive:** logical thinking when placing arms and legs right for rotating downwards.



Climbing net

Physical: children develop cross-body coordination and muscle strength. The asymmetry of the net challenges the children's climbing and crawling through. **Social-Emotional:** the big meshes allow for more children seated together, sharing.



Climbing wall

Physical: develops children's cross coordination, eye-hand coordination, and muscle strength when climbing. **Social-Emotional:** two-sided climb invites cooperation.



Treasure box

Cognitive: object permanence: hiding objects and finding them again. Spurs exploration and dramatic play, stimulating conversations.



Slide

Physical: sliding develops spatial awareness and a sense of balance. Furthermore, the core muscles are trained when sitting upright going down. **Social-Emotional:** empathy stimulated by turn-taking.



Slime door

Physical: tactile stimulation from moving the body through the rubber slime door. **Social-Emotional:** stimulates turn-taking. **Cognitive:** the slime door encourages hide-and-seek or peek a boo games that trains the understanding of object permanence in toddlers.



Turbo challenge

Physical: upper body muscles are trained when hanging. Agility, proprioception and coordination are trained when spinning from one ring to the next. Spatial awareness and sense of balance are trained by the rotating motion. **Social-Emotional:** the sections of each of the spinners allow for more children hanging in arms or knees, cooperating. This trains empathy and turn-taking skills.

Four Tower Castle

PCM410621



Panels of 19mm EcoCore™. EcoCore™ is a highly durable, eco friendly material, which is not only recyclable after use, but also consists of material produced from +95% recycled post consumer material from food packing waste.



Main posts with hot dip galvanised steel footing are available in different materials: Pressure impregnated pine wood posts. Pre-galvanised inside and outside with powder coated top finish steel posts. Lead free aluminium with colour anodised top finish.

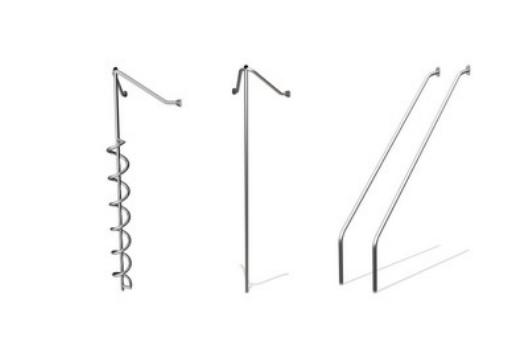


All decks are supported by unique designed low-carbon aluminum profiles with multiple attachment options. The grey colored molded decks are made of 75% post-consumer waste PP material with a non-skid pattern and texture surface.

Item no. PCM410621-0901	
Installation Information	
Max. fall height	284 cm
Safety surfacing area	78.0 m ²
Total installation time	41.9
Excavation volume	2.68 m ³
Concrete volume	1.13 m ³
Footing depth (standard)	90 cm
Shipment weight	1,709 kg
Anchoring options	In-ground ✓ Surface ✓
Warranty Information	
EcoCore HDPE	Lifetime
Post	10 years
PP Decks	10 years
Ropes & nets	10 years
Spare parts guaranteed	10 years



The slides can be chosen in different materials and colours: Straight or curved moulded PE slides in yellow or grey colour. Full stainless steel in on-piece design for more vandalism proof solutions.



The stainless-steel activities are made of high-quality stainless steel. The steel is cleaned by a total pickling process after manufacturing to ensure a smooth and clean gliding surfaces.



Nets and ropes are made of UV-stabilised PA with inner steel cable reinforcement. The rope is induction treated in order to create a strong connection between steel and rope which leads to good wear resistance.



Sustainability Data

PCM410621




Cradle to Gate A1-A3	Total CO ₂ emission	CO ₂ e/kg	Recycled materials
	kg CO ₂ e	kg CO ₂ e/kg	%
PCM410621-0901	2,197.89	1.81	69.33

The overall framework applied for these factors is the Environmental Product Declaration (EPD), which quantifies "environmental information on the life cycle of a product and enable comparisons between products fulfilling the same function" (ISO, 2006). This follows the structure and applies a Life-Cycle Assessment approach to the entire Product stage from raw material through manufacturing (A1-A3))

Kompan A/S
 C.F. Tietgens Boulevard 32C
 DK-5220 Odense SØ
 Denmark



Verification of CO₂ calculation of: Themed play systems



Data version no. 2023-10-05

The CO₂ calculation and data are in compliance with the principles of a carbon footprint impact according to the GHG protocol (Greenhouse Gas Protocol), Scope 3, cradle to gate related to all individual components in the product category: "Themed play systems" represented by item no.: MSC641100-3717P.

(Scope 3 emissions include emission sources in the upstream and downstream value chain).

Date: 30. October 2023 | Valid until: 30. October 2025

Verified by:

Julie Marie Vejsgaard Larsen, LCA & EPD Consultant

Verification based on report: Validation of CO₂ calculation of 9 categories of Kompan product line, version 1.0, prepared by: Bureau Veritas HSE, Denmark: Julie M. V. Larsen.

Publication date: 30. October 2023

By Bureau Veritas HSE
 www.bureauveritas.dk
 +45 7731 1000

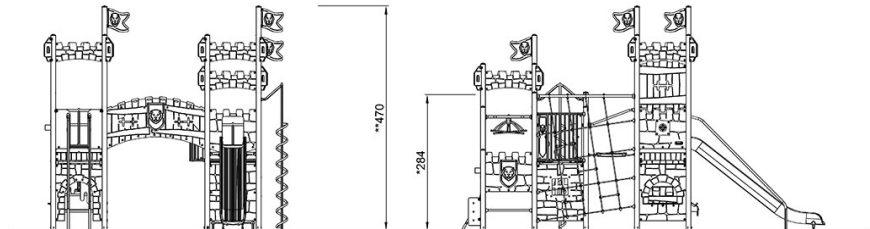
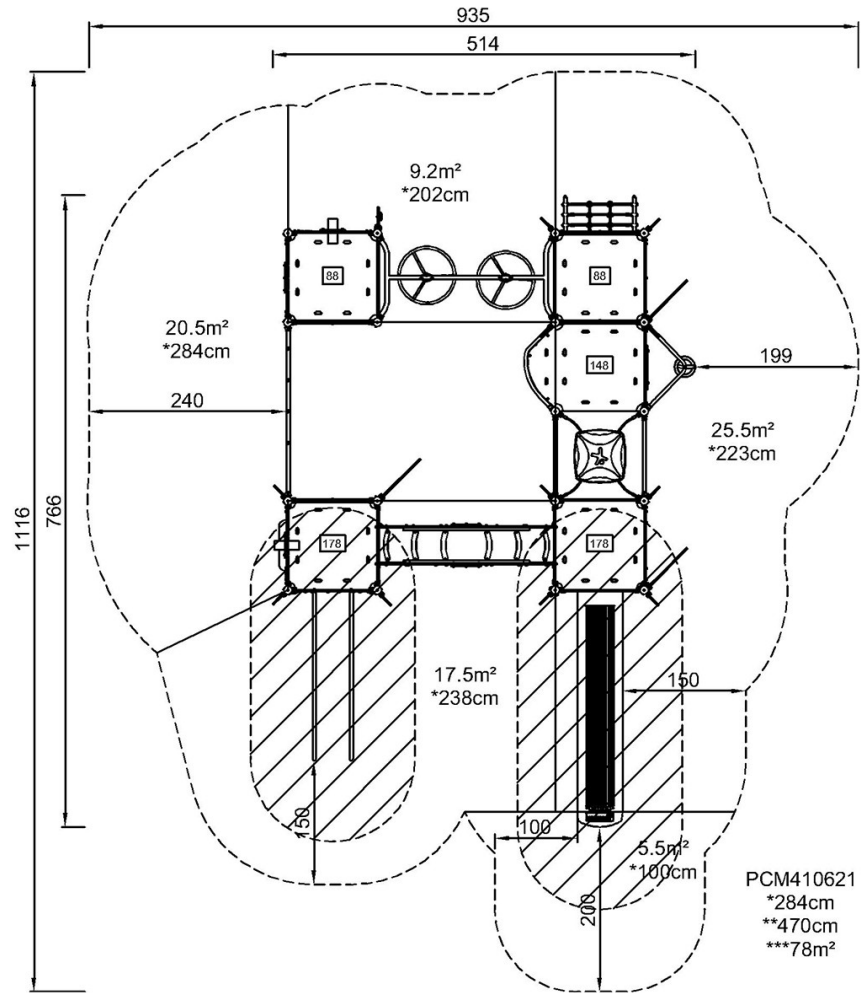


Four Tower Castle

PCM410621

* Max fall height | ** Total height | *** Safety surfacing area

* Max fall height | ** Total height



[Click to see TOP VIEW](#)

[Click to see SIDE VIEW](#)