

Triborough Triple Mega Deck


PCX3002



Item no. PCX300200-0602

General Product Information

Dimensions LxWxH	1019x968x297 cm
Age group	2 - 5
Play capacity (users)	48
Colour options	● ● ●



A city of colorful play opportunities! The Triborough is awe-inspiring to everyone. The structure is truly inclusive: there are plenty of meaningful play opportunities for all. Research shows that thrill and social interaction are the two main motivators for play for children with disabilities. The variation of egresses with wide, narrow, high and low slides and a

supportive curly climber offer different thrills: all can play something and play together. The many ground level activities support a range of social-emotional and cognitive play experiences that unite children of different ages and abilities. The open design of the side panels along the ramp and the fun talking tubes playfully connects children throughout

the structure and on different levels. This makes the unit perfect for play for varied levels of ability. All in all, users with and without disabilities will play, stay and feel welcome here.

Triborough Triple Mega Deck

PCX3002



Curly climber

Physical: coordination and proprioception are supported when placing arms and legs correctly for going down. Sense of balance when rotating. Arm muscles for holding tight. **Social-Emotional:** empathy stimulated by turn-taking. **Cognitive:** logical thinking when placing arms and legs right for rotating downwards.



Accessible ramp

Physical: wheeling or being wheeled up the inclination trains spatial awareness, and in non-electric wheelchairs it trains upper body coordination and strength. Walking or crawling up an inclined surface trains cross coordination. **Cognitive:** the gradual change of height trains the understanding of space and measures for young children.



Talk tube

Social-Emotional: encourages communication and social interaction. **Cognitive:** evokes curiosity and stimulates an understanding of cause and effect and object permanence: objects and persons exist also when out of sight.



Rock climber

Physical: supports cross coordination and leg, arm and hand strength. **Social-Emotional:** the inclination makes climbing feel secure, especially for younger children.



Mailbox panel

Social-Emotional: spurs group play and conversations with its two-sidedness. **Cognitive:** suggests a theme and supports dramatic play, which stimulates language and communication skills.



Hammock

Physical: coordination and sense of balance when swaying. **Social-Emotional:** meeting, pushing friends gently back and forth, turn-taking. **Cognitive:** for toddlers cause and effect understanding.



Wide slide


Physical: sliding develops spatial awareness and a sense of balance. Furthermore, the core muscles are trained when sitting upright going down. **Social-Emotional:** invites socializing, supports parent-child and peer-to-peer play. **Cognitive:** young children develop their understanding of space, speed and distances when sliding down quickly.

Triborough Triple Mega Deck


PCX3002



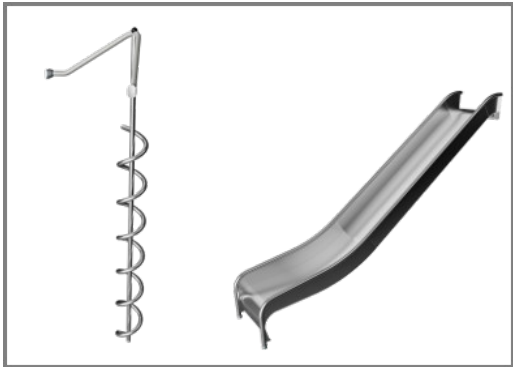
All steel components are made of high quality materials. The posts have an alloy with improved tensile and yield strength according to the NYCP material specification. The painted aluminum post caps are riveted to the top of the post.



All panels and one-piece welded steel grids are made of low carbon steel and corrosion treated by hot dip galvanization or metallization with a minimum thickness according to NYCP material specification.



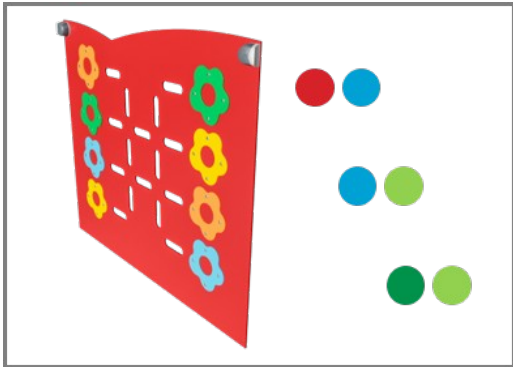
All decks are made of perforated low carbon steel plates supported by aluminum profiles with no unsupported area larger than four square feet. After metallization the decks are coated with a polyurea non-slip surface which provides extremely good wear and tear resistance.



The stainless steel activities are made of high quality stainless steel. The steel is glass blasted after manufacturing to ensure a smooth gliding surface.



Climbing Grips are a KOMPAN customized design, based on professionally designed climbing grips for optimal play value. The base material is polyester.



The products are designed in three different standard color combinations: Red and light blue, Light blue and lime green, Green and lime green. The layouts of the play structures can be customized through the KOMPAN Variant Team.

Item no. PCX300200-0602

Installation Information

Max. fall height	204 cm
Safety surfacing area	118.0 m ²
Total installation time	65.1
Excavation volume	0.93 m ³
Concrete volume	0.07 m ³
Footing depth (standard)	60 cm
Shipment weight	3,351 kg
Anchoring options	In-ground ✓

Warranty Information

HPL decks	15 years
Painted steel panels	10 years
Post	10 years
Ropes & nets	10 years
Spare parts guaranteed	10 years

Elevated activities 9	Accessible elevated activities	Accessible ground level activities	Accessible ground level play types
Present	9	2	2
Required	5	0	0

**CSA
Z614**
compliant

Sustainability Data

PCX3002



Cradle to Gate A1-A3	Total CO ₂ emission	CO ₂ e/kg	Recycled materials
	kg CO ₂ e	kg CO ₂ e/kg	%
PCX300200-0602	7,710.13	3.27	46.46

The overall framework applied for these factors is the Environmental Product Declaration (EPD), which quantifies "environmental information on the life cycle of a product and enable comparisons between products fulfilling the same function" (ISO, 2006). This follows the structure and applies a Life-Cycle Assessment approach to the entire Product stage from raw material through manufacturing (A1-A3))

Kompan A/S

C.F. Tietgens Boulevard 32C
DK-5220 Odense SØ
Denmark



Verification of CO₂ calculation of: Play systems



Data version no. 2023-10-05

The CO₂ calculation and data are in compliance with the principles of a carbon footprint impact according to the GHG protocol (Greenhouse Gas Protocol), Scope 3, cradle to gate related to all individual components in the product category: "Play systems" represented by item no.: PCM200321-0950.

(Scope 3 emissions include emission sources in the upstream and downstream value chain).

Date: 30. October 2023 | Valid until: 30. October 2025

Verified by:

Julie Marie Vejsgaard Larsen, LCA & EPD Consultant

Verification based on report: Validation of CO₂ calculation of 9 categories of Kompan product line, version 1.0, prepared by: Bureau Veritas HSE, Denmark: Julie M. V. Larsen.

Publication date: 30. October 2023

By Bureau Veritas HSE
www.bureauveritas.dk
+45 7731 1000



PCX3002

* Max fall height | ** Total height | *** Safety surfacing area



5 / 02/05/2025

* Max fall height | ** Total height

