



# Walker

PCE100221



Item no. PCE100221-0602	
General Product Information	
Dimensions LxWxH	228x308x240 cm
Age group	1+
Play capacity (users)	14
Colour options	



Wow! The Walker is the perfect play structure for active toddlers. Children will play and develop in all areas, which will lead to longer playtimes. Physical development will be enhanced by sliding and crawling, which strengthens muscles and builds important coordination skills. These experiences are also enhanced by the design of the structure which

encourages social play in such areas as the sand scoops panel, the desk and the megaphone. Social play strengthens children's ability to cooperate and get along with others and also their ability to empathize and make friends. This structure also supports creative and cognitive play with the sand scoops and the desk area, making this structure perfect for

supporting all areas of development through active play.



# Walker

PCE100221



## Crawl-through hole

**Physical:** the hole allows for climbing and crawling through, developing cross coordination, proprioception and spatial awareness. **Social-Emotional:** cooperation and turn-taking when passing one another. **Cognitive:** understanding space, shape and measures when seeing if the body can fit through the hole.



## Slide

**Physical:** develops spatial awareness, sense of balance and trains core muscles when sitting upright going down. **Social-Emotional:** empathy stimulated by turn-taking. **Cognitive:** young children develop their understanding of space, speed and distances when sliding down.



## Megaphone

**Social-Emotional:** inspires communication and turn-taking skills. **Cognitive:** distortion of sound evokes curiosity and stimulates an understanding of cause and effect.



## Sand scoops panel

**Physical:** hand eye coordination and push-pull movements. **Social-Emotional:** invites cooperation due to the two-sides and provides for parallel play. **Cognitive:** logical thinking: cause and effect, when running scoops in grooves or shifting materials between scoops. **Creative:** shifting scoops, creating new scoop positions.

# Walker

PCE100221



The Curved ELEMENTS panels are moulded of UV stabilised recyclable PE with multiple options for in-built play features that also ensures a strong panel solution. Straight panels are made of KOMPAN 19mm PE EcoCore™ which is a highly durable, eco-friendly and recyclable material.



The ELEMENTS roofs are made of recyclable PE with a minimum wall thickness of 5 mm to ensure high durability in all climates around the world. The steel pipes are hot-dip galvanised inside and outside for maximum durability.



ELEMENTS products are available in three different colour combinations: 1. classic blue, green 2. blossom, orange, yellow 3. nature lime, green

Item no. PCE100221-0602

## Installation Information

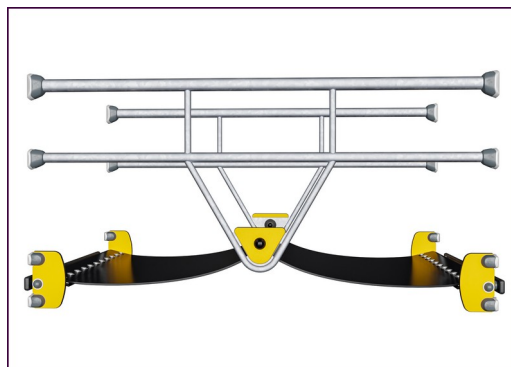
Max. fall height	100 cm
Safety surfacing area	20.5 m²
Total installation time	11.5
Excavation volume	0.26 m³
Concrete volume	0.00 m³
Footing depth (standard)	60 cm
Shipment weight	267 kg
Anchoring options	Surface ✓ In-ground ✓

## Warranty Information


EcoCore HDPE	Lifetime
Post	10 years
PP Decks	10 years
Ropes & Nets	10 years
Spare Parts Guarantee	10 years



The main posts are made of high quality pre-galvanized steel with powder coated top finish. Post tops are closed with caps of UV stabilized nylon (PA6). The grey colored molded decks are made of 75% post-consumer ocean waste PP material with a non-skid pattern and textured surface. All decks are supported by uniquely designed, low-carbon aluminum profiles with multiple attachment options.



ELEMENTS rubber membranes are conveyor belt made of layers of rubber mixed of natural rubber and SBR rubber and embedded with layers of armouring made of woven PE and PA. The thickness 8mm ensures high durability in any environment.



The slides are available in either moulded PE in different colours or in full stainless steel - AISI304 t= 2mm.



# Sustainability Data

PCE100221



Cradle to Gate A1-A3	Total CO <sub>2</sub> emission	CO <sub>2</sub> e/kg	Recycled materials
	kg CO <sub>2</sub> e	kg CO <sub>2</sub> e/kg	%
PCE100221-0602	463.98	2.31	53.87

The overall framework applied for these factors is the Environmental Product Declaration (EPD), which quantifies "environmental information on the life cycle of a product and enable comparisons between products fulfilling the same function" (ISO, 2006). This follows the structure and applies a Life-Cycle Assessment approach to the entire Product stage from raw material through manufacturing (A1-A3))

## Kompan A/S

C.F. Tietgens Boulevard 32C  
DK-5220 Odense SØ  
Denmark



## Verification of CO<sub>2</sub> calculation of: Play systems



Data version no. 2023-10-05

The CO<sub>2</sub> calculation and data are in compliance with the principles of a carbon footprint impact according to the GHG protocol (Greenhouse Gas Protocol), Scope 3, cradle to gate related to all individual components in the product category: "Play systems" represented by item no.: PCM200321-0950.

(Scope 3 emissions include emission sources in the upstream and downstream value chain).

**Date: 30. October 2023 | Valid until: 30. October 2025**

**Verified by:**

Julie Marie Vejsgaard Larsen, LCA & EPD Consultant

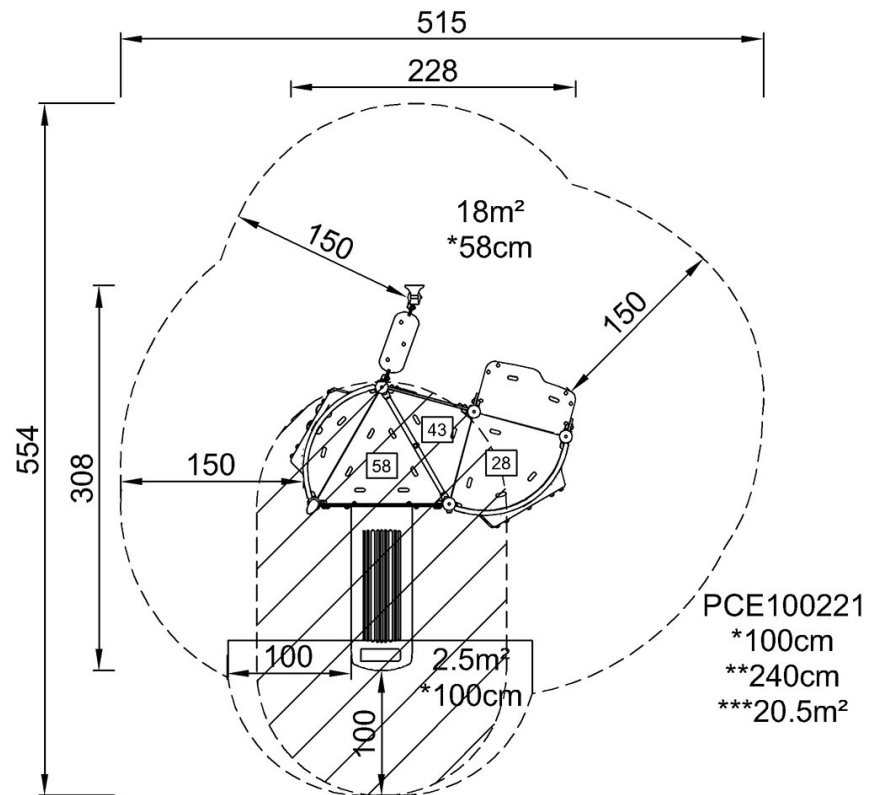
Verification based on report: Validation of CO<sub>2</sub> calculation of 9 categories of Kompan product line, version 1.0, prepared by: Bureau Veritas HSE, Denmark: Julie M. V. Larsen.

**Publication date: 30. October 2023**

By Bureau Veritas HSE  
www.bureauveritas.dk  
+45 7731 1000

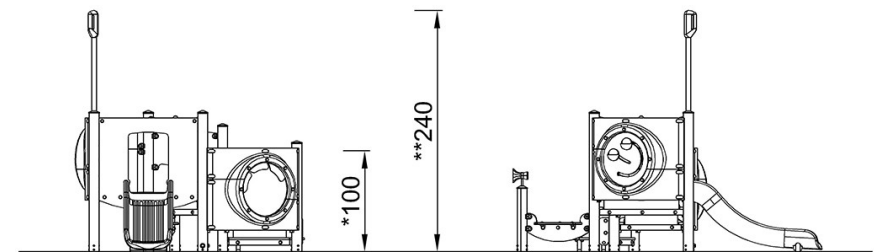


\* Max fall height | \*\* Total height | \*\*\* Safety surfacing area



[Click to see TOP VIEW](#)

\* Max fall height | \*\* Total height



PCE100221

[Click to see SIDE VIEW](#)