

# Triple Tower with Ramps


PCM301131



Item no. PCM301131-0951

### General Product Information

Dimensions LxWxH	31'5"x31'8"x9'2"
Age group	2 - 5
Play capacity (users)	63
Color options	



This awesome play unit stretches its open arms inviting children of all abilities to come to play. Thanks to the rich variety of play events, they will, again and again, return and play for a long time. The ramp takes the child to a series of appealing tactile and physical play activities: clock and tic-tac-toe panels invite a break for socializing, training logical thinking, and social

interaction. The full package of egresses gives all a chance to leave in an exhilarating way. Sliding also trains the sense of balance and space. The curly climber is a hit with its rotating slide down. The climbing wall and net train cross-coordination, fundamental for later reading. The outer part of the unit is as fascinating: the two hammocks invite parallel

play - toddlers' social play. The great music panel adds sound and tonality, supporting logical thinking and creativity.

# Triple Tower with Ramps

PCM301131



## Curly climber

**Physical:** coordination and proprioception are supported when placing arms and legs correctly for going down. Sense of balance when rotating. Arm muscles for holding tight.  
**Social-Emotional:** empathy stimulated by turn-taking. **Cognitive:** logical thinking when placing arms and legs right for rotating downward.



## Talk tube

**Social-Emotional:** encourages communication and social interaction.  
**Cognitive:** evokes curiosity and stimulates an understanding of cause and effect and object permanence: objects and people still exist when out of sight.



## Tic-tac-toe panel

**Social-Emotional:** stimulates communication and turn-taking skills. **Cognitive:** support rules understanding, strategic thinking.  
**Creative:** leaving marks when tumblers are left in new positions.



## Accessible ramp

**Physical:** wheeling or being wheeled up the incline trains spatial awareness, and in non-electric wheelchairs it trains upper body coordination and strength. Walking or crawling up an inclined surface trains cross coordination. **Cognitive:** the gradual change of height trains the understanding of space and measures for young children.



## Desk

**Social-Emotional:** fine meeting place and a space creator. Sharing and cooperation from both sides create a social scenario that supports communication and cooperation.



## Double slide

**Physical:** sliding develops spatial awareness and a sense of balance. Furthermore, the core muscles are trained when sitting upright going down. **Social-Emotional:** invites socializing, supports parent-child and peer-to-peer play.  
**Cognitive:** young children train their understanding of space, speed and distances when sliding down quickly.



## Play sphere

**Social-Emotional:** can be played from both sides, encouraging cooperation. **Cognitive:** cause and effect understanding. **Creative:** leave a mark and place the spheres at different positions.

# Triple Tower with Ramps

PCM301131



Panels of 19mm EcoCore™. EcoCore™ is a highly durable, eco friendly material, which is not only recyclable after use, but also consists of a core produced from 100% recycled material.



Main posts with hot-dip galvanized steel footing are available in different materials: Pressure impregnated pinewood posts. Pre-galvanized inside and outside with powder-coated top finish steel posts. Lead-free aluminum with color anodized top finish. Greenline TexMade posts of 100% post-consumer recycled PE and textile waste.



All decks are supported by uniquely designed low-carbon aluminum profiles with multiple attachment options. The grey-colored molded decks are made of 75% post-consumer ocean waste PP material with a non-skid pattern and texture surface.



The slides can be chosen in six different colors and three materials: Straight or curved one-piece molded PE slides. Combined EcoCore™ sides and stainless steel. Full stainless steel in a one-piece design for more vandalism-proof solutions.



The stainless-steel activities are made of high-quality stainless steel. The steel is cleaned by a total pickling process after manufacturing to ensure a smooth and clean gliding surfaces.



KOMPAN GreenLine versions are constructed with the most environmentally friendly materials with the lowest possible CO2e emission factor. TexMade posts, EcoCore™ panels of 100% post-consumer recycled ocean waste, and molded PP decks.

Item no. PCM301131-0951

## Installation Information

Max. fall height	6'8"
Safety surfacing area	1295ft²
Total installation time	59.6
Excavation volume	1.74yd³
Concrete volume	0.13yd³
Footing depth (standard)	2'9"
Shipment weight	4816lbs
Anchoring options	In-ground ✓ Surface ✓

## Warranty Information

EcoCore HDPE	Lifetime
Post	10 Years
PP Decks	10 Years
Ropes & nets	10 Years
Spare Parts Availability	10 Years

Elevated activities 10	Accessible elevated activities	Accessible ground level activities	Accessible ground level play types
Present	10	3	2
Required	5	0	0

**ASTM  
F1487**  
compliant

# Sustainability Data

PCM301131



Cradle to Gate A1-A3	Total CO <sub>2</sub> emission	CO <sub>2</sub> e/kg	Recycled materials
	kg CO <sub>2</sub> e	kg CO <sub>2</sub> e/kg	%
PCM301131-0951	3,513.70	2.08	52.02
PCM301131-0901	4,052.04	2.53	44.63

The overall framework applied for these factors is the Environmental Product Declaration (EPD), which quantifies "environmental information on the life cycle of a product and enable comparisons between products fulfilling the same function" (ISO, 2006). This follows the structure and applies a Life-Cycle Assessment approach to the entire Product stage from raw material through manufacturing (A1-A3))

## Kompan A/S

C.F. Tietgens Boulevard 32C  
DK-5220 Odense SØ  
Denmark



## Verification of CO<sub>2</sub> calculation of: Play systems



Data version no. 2023-10-05

The CO<sub>2</sub> calculation and data are in compliance with the principles of a carbon footprint impact according to the GHG protocol (Greenhouse Gas Protocol), Scope 3, cradle to gate related to all individual components in the product category: "Play systems" represented by item no.: PCM200321-0950.

(Scope 3 emissions include emission sources in the upstream and downstream value chain).

**Date: 30. October 2023 | Valid until: 30. October 2025**

**Verified by:**

Julie Marie Vejsgaard Larsen, LCA & EPD Consultant

Verification based on report: Validation of CO<sub>2</sub> calculation of 9 categories of Kompan product line, version 1.0, prepared by: Bureau Veritas HSE, Denmark: Julie M. V. Larsen.

**Publication date: 30. October 2023**

By Bureau Veritas HSE  
www.bureauveritas.dk  
+45 7731 1000

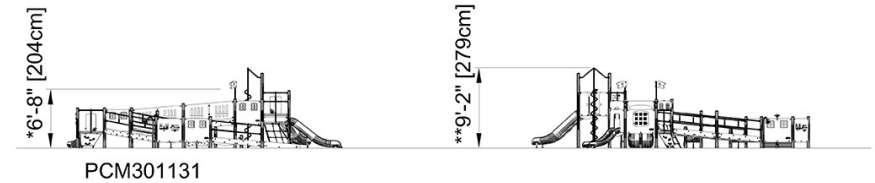
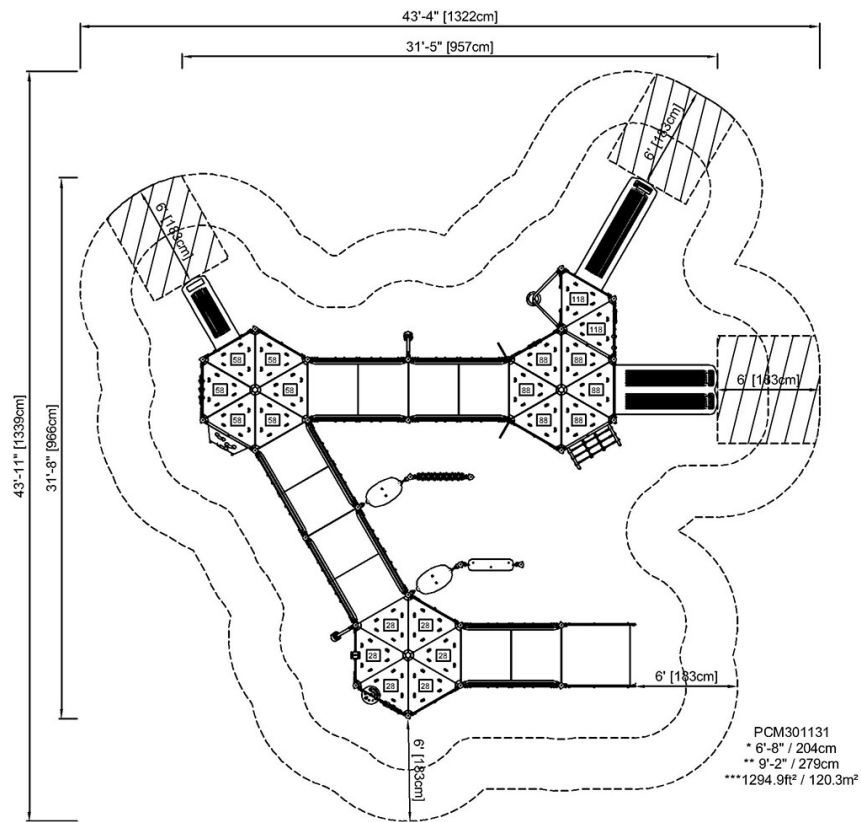


# Triple Tower with Ramps

PCM301131

\* Max fall height | \*\* Total height | \*\*\* Safety surfacing area

\* Max fall height | \*\* Total height



[Click to see TOP VIEW](#)

[Click to see SIDE VIEW](#)