


# Large Play Tower with curved Slide

PCM103721

**KOMPAN**  
Let's play



Item no. PCM103721-0902	
General Product Information	
Dimensions LxWxH	399x213x251 cm
Age group	2+
Play capacity (users)	18
Colour options	



This fun, activity packed play unit will appeal to children with its varied play activities. It will attract children again and again. The climbing wall is a challenging entry point that requires several attempts for the less trained climber, but the reward when they complete is wonderful! The climbing wall stimulates cross-coordination, which has a positive impact on

e.g. children's reading skills. From the house, the children can slide or glide down. Sliding supports balance and posture, both important for navigating the world securely. The fireman's pole trains the child's major muscles and their spatial awareness, which is fundamental for understanding mathematics. On ground level, responsive play panels form a creative place to

socialise. The clock panel invites dramatic play. The music panel stimulates the child's creativity and encourages turn-taking skills while letting the child explore sound and tonality. All in all, a playful space for making friends.

# Large Play Tower with curved Slide

PCM103721



## Rock climber

**Physical:** supports cross coordination and leg, arm and hand strength. **Social-Emotional:** the inclination makes climbing feel secure, especially for younger children.



## Clock panel

**Social-Emotional:** cooperation with others on turning wheel, turn-taking, communicating with children on the other side. **Cognitive:** learning about numeracy and time in a tangible way. **Creative:** leaving your mark on the playground when setting clock differently.



## Fireman's pole

**Physical:** coordination is supported when going down, as well as arm and core muscles. Landing strengthens bone density, which is built for life in early childhood. **Social-Emotional:** turn-taking and risk-taking. **Cognitive:** young children develop their understanding of space, speed and distances when gliding down fast.



## Xylophone music panel

**Social-Emotional:** invites social interaction and co-creation for more children, on both sides. **Cognitive:** understanding of cause and effect when striking tubes and creating sound. **Creative:** the creation of different intensity and tonality stimulates creative skills.



## Play sphere

**Social-Emotional:** can be played from both sides, encouraging cooperation. **Cognitive:** cause and effect understanding. **Creative:** leave a mark and place the spheres at different positions.



## Window

**Social-Emotional:** invites interaction between sides and cooperative play.



## Curved slide

**Physical:** sliding develops spatial awareness and a sense of balance. Furthermore, the core muscles are trained when sitting upright going down. **Social-Emotional:** empathy stimulated by turn-taking. **Cognitive:** young children develop their understanding of space, speed and distances when sliding down quickly.

# Large Play Tower with curved Slide

PCM103721



Panels of 19mm EcoCore™. EcoCore™ is a highly durable, eco friendly material, which is not only recyclable after use, but also consists of material produced from +95% recycled post consumer material from food packing waste.



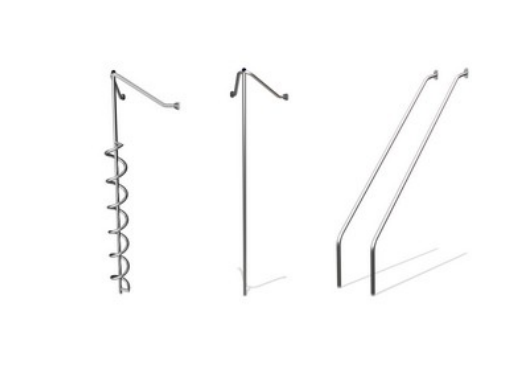
Main posts with hot dip galvanized steel footing are available in different materials: Pressure impregnated pine wood posts. Pre-galvanized inside and outside with powder coated top finish steel posts. Lead free aluminum with color anodized top finish. Greenline TexMade posts of 95% post-consumer recycled PE and textile waste.



All decks are supported by unique designed low-carbon aluminum profiles with multiple attachment options. The grey colored molded decks are made of 75% post-consumer waste PP material with a non-skid pattern and texture surface.



The slides can be chosen in different materials and colors: Straight or curved one-piece molded PE slides in yellow or grey color. Combined EcoCore™ sides and stainless-steel. Full stainless steel in one-piece design for more vandalism proof solutions.



The stainless-steel activities are made of high-quality stainless steel. The steel is cleaned by a total pickling process after manufacturing to ensure a smooth and clean gliding surfaces.



KOMPAN GreenLine versions are designed with ultimate environmentally friendly materials with lowest possible CO2e emission factor. TexMade post, EcoCore™ panels of 95% post-consumer recycled waste and molded PP decks.

Item no. PCM103721-0902

### Installation Information

Max. fall height	118 cm
Safety surfacing area	25.6 m <sup>2</sup>
Total installation time	15.6
Excavation volume	0.33 m <sup>3</sup>
Concrete volume	0.00 m <sup>3</sup>
Footing depth (standard)	85 cm
Shipment weight	439 kg
Anchoring options	In-ground ✓ Surface ✓

### Warranty Information

EcoCore HDPE	Lifetime
Post	10 years
PP Decks	10 years
Spare parts guaranteed	10 years



# Sustainability Data

PCM103721



Cradle to Gate A1-A3	Total CO <sub>2</sub> emission	CO <sub>2</sub> e/kg	Recycled materials
	kg CO <sub>2</sub> e	kg CO <sub>2</sub> e/kg	%
<b>PCM103721-0951</b>	557.44	1.63	69.48
<b>PCM103721-0902</b>	694.81	2.24	59.01

The overall framework applied for these factors is the Environmental Product Declaration (EPD), which quantifies "environmental information on the life cycle of a product and enable comparisons between products fulfilling the same function" (ISO, 2006). This follows the structure and applies a Life-Cycle Assessment approach to the entire Product stage from raw material through manufacturing (A1-A3))

**Kompan A/S**  
C.F. Tietgens Boulevard 32C  
DK-5220 Odense SØ  
Denmark



## Verification of CO<sub>2</sub> calculation of: Play systems



Data version no. 2023-10-05

The CO<sub>2</sub> calculation and data are in compliance with the principles of a carbon footprint impact according to the GHG protocol (Greenhouse Gas Protocol), Scope 3, cradle to gate related to all individual components in the product category: "Play systems" represented by item no.: PCM200321-0950.

(Scope 3 emissions include emission sources in the upstream and downstream value chain).

**Date: 30. October 2023 | Valid until: 30. October 2025**

Verified by:

Julie Marie Vejsgaard Larsen, LCA & EPD Consultant

Verification based on report: Validation of CO<sub>2</sub> calculation of 9 categories of Kompan product line, version 1.0, prepared by: Bureau Veritas HSE, Denmark: Julie M. V. Larsen.

**Publication date: 30. October 2023**

By Bureau Veritas HSE  
www.bureauveritas.dk  
+45 7731 1000

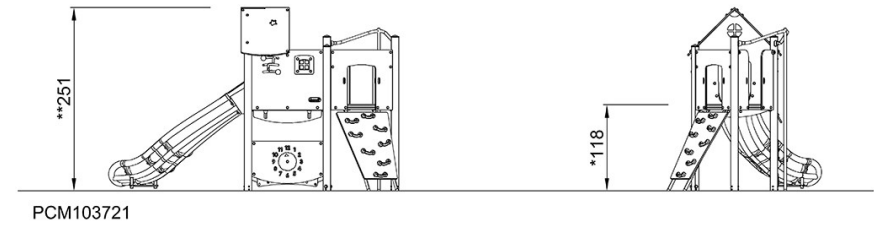
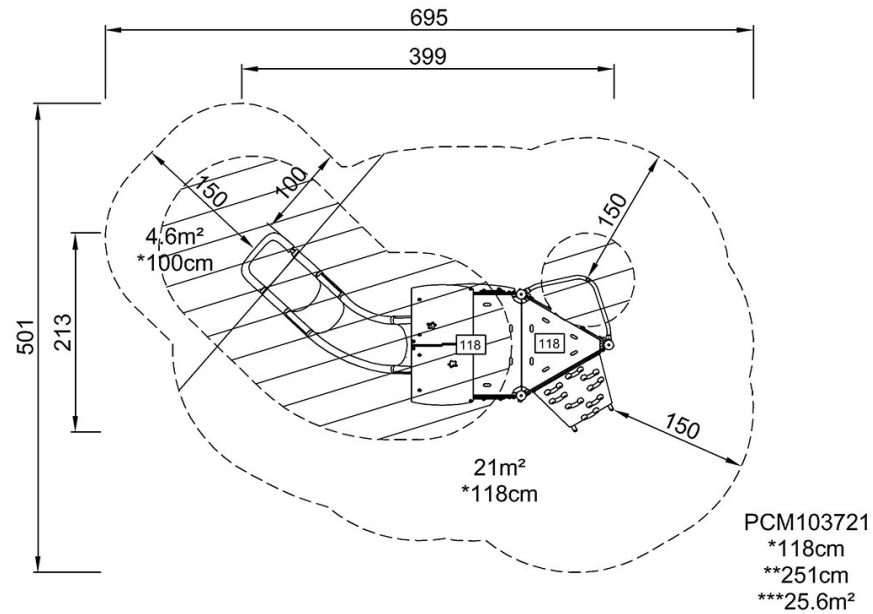


# Large Play Tower with curved Slide

PCM103721

\* Max fall height | \*\* Total height | \*\*\* Safety surfacing area

\* Max fall height | \*\* Total height



[Click to see TOP VIEW](#)

[Click to see SIDE VIEW](#)