


# Hammock


NRO815



Item no. NRO815-1001

### General Product Information

Dimensions LxWxH	415x106x165 cm
Age group	3+
Play capacity (users)	2
Color options	 



Children can sway gently or energetically, lay down, sit or stand in the Hammock creating an ultimate WOW experience at the playground, that children of all abilities will take joy in the responsiveness and social potential of time and time again. Pushing and pulling the friends in the hammock from side to side is fun and also trains arm strength. The swaying motion

supports important motor skills such as the sense of balance and space. The swaying movements support the understanding of rhythm. In combination, these three skills assist the child's ability to navigate space securely, for instance when judging distances and speed in traffic. The sense of balance is fundamental for all other motor skills and helps the child's motor

stability: preventing falls and being able to sit still for longer periods of time.



# Hammock


NRO815



All Organic Robinia products by KOMPAN are made of Robinia wood from sustainable European sources. On request it can be supplied as FSC® Certified (FSC® C004450).



Hammock is made of steel reinforced single braided 16 mm UV-stabilized PES rope strands. The polyester yarn is made from +95% post-consumer materials and is inductively melted onto each strand. PES has high strength with excellent resistance to abrasion and UV radiation. The rope loops are connected by nylon (PA6) connectors providing a smooth and comfortable hammock.



The swing hangers are made of stainless steel brackets and can move over two axis. The flange bearings are silicone enriched to make the suspension maintenance free. At the rope fixation there is a turnable anti twist functions that prevents winding up the ropes.



The robinia posts are available as wood in-ground anchoring or hot dip galvanized steel in-ground footings.

Item no. NRO815-1001


## Installation Information

Max. fall height	100 cm
Safety surfacing area	30.5 m <sup>2</sup>
Total installation time	2.8
Excavation volume	2.02 m <sup>3</sup>
Concrete volume	1.38 m <sup>3</sup>
Footing depth (standard)	101 cm
Shipment weight	135 kg
Anchoring options	In-ground ✓



# Sustainability Data

NRO815



Cradle to Gate A1-A3	Total CO <sub>2</sub> emission	CO <sub>2</sub> e/kg	Recycled materials
	kg CO <sub>2</sub> e	kg CO <sub>2</sub> e/kg	%
<b>NRO815-1001</b>	117.20	1.08	3.40

The overall framework applied for these factors is the Environmental Product Declaration (EPD), which quantifies "environmental information on the life cycle of a product and enable comparisons between products fulfilling the same function" (ISO, 2006). This follows the structure and applies a Life-Cycle Assessment approach to the entire Product stage from raw material through manufacturing (A1-A3))

**Kompan A/S**  
 C.F. Tietgens Boulevard 32C  
 DK-5220 Odense SØ  
 Denmark



## Verification of CO<sub>2</sub> calculation of: Nature play



Data version no. 2023-10-05

The CO<sub>2</sub> calculation and data are in compliance with the principles of a carbon footprint impact according to the GHG protocol (Greenhouse Gas Protocol), Scope 3, cradle to gate related to all individual components in the product category: "Nature play" represented by item no.: NRO409-0621.

(Scope 3 emissions include emission sources in the upstream and downstream value chain).

**Date: 30. October 2023 | Valid until: 30. October 2025**

**Verified by:**

Julie Marie Vejsgaard Larsen, LCA & EPD Consultant

Verification based on report: Validation of CO<sub>2</sub> calculation of 9 categories of Kompan product line, version 1.0, prepared by: Bureau Veritas HSE, Denmark: Julie M. V. Larsen.

**Publication date: 30. October 2023**

**By Bureau Veritas HSE**  
 www.bureauveritas.dk  
 +45 7731 1000

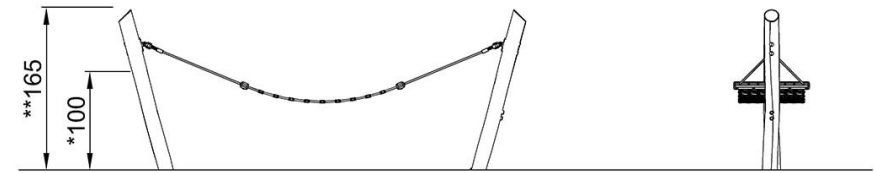
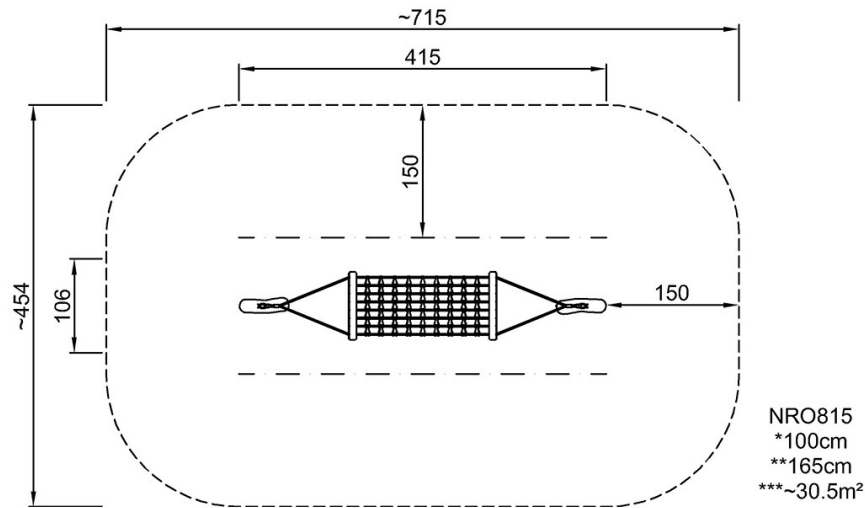


# Hammock

NRO815

\* Max fall height | \*\* Total height | \*\*\* Safety surfacing area

\* Max fall height | \*\* Total height



[Click to see TOP VIEW](#)

[Click to see SIDE VIEW](#)