

# Denali




PCE410131




The Denali offers older children challenging play variation with many activities in a transparent and activity dense play structure. Getting up onto the lower tower happens via the steel rung ladder. Getting up to the higher tower is really challenging, making children consider each move as they climb the Jacob's Ladder: only children with refined movement

skills can master this, which makes it a rich learning experience for them, once mastered. The accessible stairway makes for easy access. On elevated level, the bridge and the tunnel lead to the immensely fun curly climber which is an asset for children of all abilities. Next to the tall slides a quiet corner is placed, with play panels for and a chance to explore

and meet with friends in deep play.

|                             |   |
|-----------------------------|---|
| Item no. PCE410131-0902     |   |
| General Product Information |   |
| Dimensions LxWxH            | 978x783x283 cm  |
| Age group                   | 2 - 12  |
| Play capacity (users)       | 36  |
| Colour options              |    |





## Somersault bar

**Physical:** develop balance and core when hanging from knees. Arm, leg and core muscles are developed when climbing up, somersaulting around. Balance and spatial awareness are strengthened. **Social-Emotional:** meeting, socializing and turn-taking when climbing up and down via bar.



## Curly climber

**Physical:** coordination and proprioception are supported when placing arms and legs correctly for going down. Sense of balance when rotating. Arm muscles for holding tight. **Social-Emotional:** empathy stimulated by turn-taking. **Cognitive:** logical thinking when placing arms and legs right for rotating downwards.



## Hammock

**Physical:** coordination and sense of balance when swaying. **Social-Emotional:** meeting, pushing friends gently back and forth, turn-taking. **Cognitive:** for toddlers cause and effect understanding.



## Faces and weather panel

**Social-Emotional:** spurs group play and conversations with its two-sidedness. **Cognitive:** stimulates theory of mind: that others may have different feelings. Stimulates the understanding of symbols and facial expressions as symbols for emotions. Naming, reporting, recognizing and contextualizing the weather symbols teaches children life skills such as sequencing and time of year.



## Curved slide

**Physical:** sliding develops spatial awareness and a sense of balance. Furthermore, the core muscles are trained when sitting upright going down. **Social-Emotional:** empathy stimulated by turn-taking. **Cognitive:** young children develop their understanding of space, speed and distances when sliding down quickly.



## Jacob's ladder

**Physical:** cross coordination and spatial awareness as well as upper body muscles when hanging with arms. This is especially important due to sedentary lifestyles of today's children. **Social-Emotional:** turn-taking and cooperation. **Cognitive:** logical thinking when going from 2nd to 3rd step, changing feet.

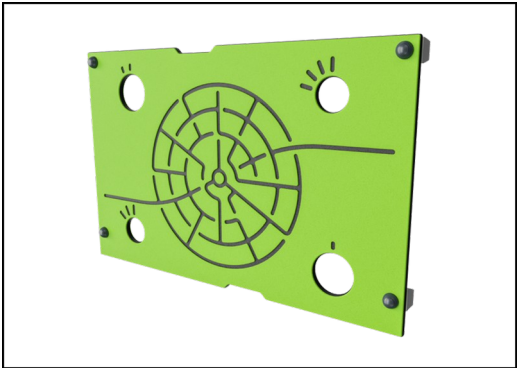


## Ring game

**Social-Emotional:** cooperating from both sides on running rings up and down trains turn-taking and cooperation skills. **Cognitive:** figuring out how to turn the ring to make it fit the holes and move up or down trains logical skills. **Creative:** leaving rings in new positions leaves a mark in the playground.

# Denali

PCE410131



Panels of 19mm EcoCore™. EcoCore™ is a highly durable, eco friendly material, which is not only recyclable after use, but also consists of material produced from +95% recycled post consumer material from food packing waste.



The ELEMENTS roofs are made of recyclable PE made from 33% post consumer recycled materials with a minimum wall thickness of 5 mm to ensure high durability in all climates around the world. The steel pipes are hot dip galvanised inside and outside for maximum durability.



Sails of commercial 95 high density PE knitted specially for sun-shade structures. The sails are treated with UV stabilizers to ensure a long life-time. The sails are supported by a hot dip galvanised steel frame and tightened by stainless steel devices.

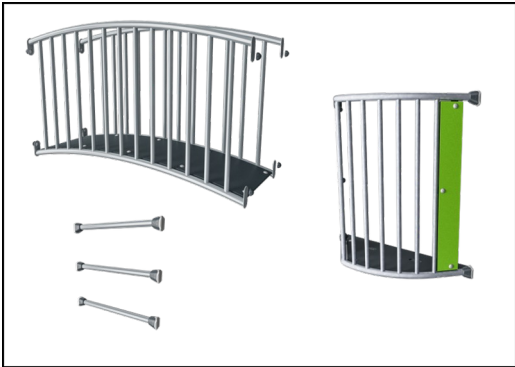
|                          |                          |
|--------------------------|--------------------------|
| Item no. PCE410131-0902  |                          |
| Installation Information |                          |
| Max. fall height         | 276 cm                   |
| Safety surfacing area    | 110.2 m²                 |
| Total installation time  | 50.7                     |
| Excavation volume        | 1.03 m³                  |
| Concrete volume          | 0.19 m³                  |
| Footing depth (standard) | 90 cm                    |
| Shipment weight          | 1,617 kg                 |
| Anchoring options        | In-ground ✓<br>Surface ✓ |
| Warranty Information     |                          |
| EcoCore HDPE             | Lifetime                 |
| Hollow PE parts          | 10 years                 |
| Post                     | 10 years                 |
| PP Decks                 | 10 years                 |
| Spare parts guaranteed   | 10 years                 |



The main posts are made of high quality pregalvanized steel with powder coated top finish. Post tops are closed with caps of UV stabilized nylon (PA6). The grey colored molded decks are made of 75% post-consumer waste PP material with a non-skid pattern and texture surface. All decks are supported by unique designed low-carbon aluminum profiles with multiple attachment options.



The slides are available in either molded PE made from 33% recycled post-consumer materials in different colors or in full AISI304 stainless steel with a thickness of 2mm.



All steel activities has a unique surface treatment of hot dip galvanised base and powder coated top finish to provide durable products with long lifetime for all environments.

| Elevated activities 11 | Accessible elevated activities | Accessible ground level activities | Accessible ground level play types |
|------------------------|--------------------------------|------------------------------------|------------------------------------|
| Present                | 11                             | 4                                  | 3                                  |
| Required               | 6                              | 4                                  | 3                                  |

**CSA  
Z614**  
compliant

# Sustainability Data

PCE410131



| Cradle to Gate A1-A3  | Total CO <sub>2</sub> emission | CO <sub>2</sub> e/kg    | Recycled materials |
|-----------------------|--------------------------------|-------------------------|--------------------|
|                       | kg CO <sub>2</sub> e           | kg CO <sub>2</sub> e/kg | %                  |
| <b>PCE410131-0902</b> | 2,986.47                       | 2.49                    | 54.06              |

The overall framework applied for these factors is the Environmental Product Declaration (EPD), which quantifies "environmental information on the life cycle of a product and enable comparisons between products fulfilling the same function" (ISO, 2006). This follows the structure and applies a Life-Cycle Assessment approach to the entire Product stage from raw material through manufacturing (A1-A3))

## Kompan A/S

C.F. Tietgens Boulevard 32C  
DK-5220 Odense SØ  
Denmark



## Verification of CO<sub>2</sub> calculation of: Play systems



Data version no. 2023-10-05

The CO<sub>2</sub> calculation and data are in compliance with the principles of a carbon footprint impact according to the GHG protocol (Greenhouse Gas Protocol), Scope 3, cradle to gate related to all individual components in the product category: "Play systems" represented by item no.: PCM200321-0950.

(Scope 3 emissions include emission sources in the upstream and downstream value chain).

**Date: 30. October 2023 | Valid until: 30. October 2025**

**Verified by:**

Julie Marie Vejsgaard Larsen, LCA & EPD Consultant

Verification based on report: Validation of CO<sub>2</sub> calculation of 9 categories of Kompan product line, version 1.0, prepared by: Bureau Veritas HSE, Denmark: Julie M. V. Larsen.

**Publication date: 30. October 2023**

By Bureau Veritas HSE  
www.bureauveritas.dk  
+45 7731 1000



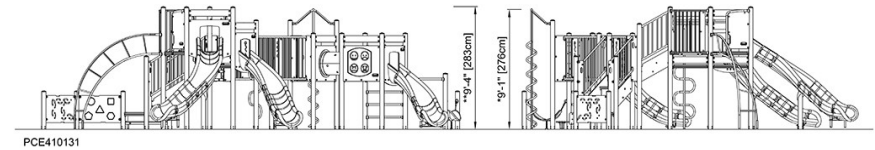
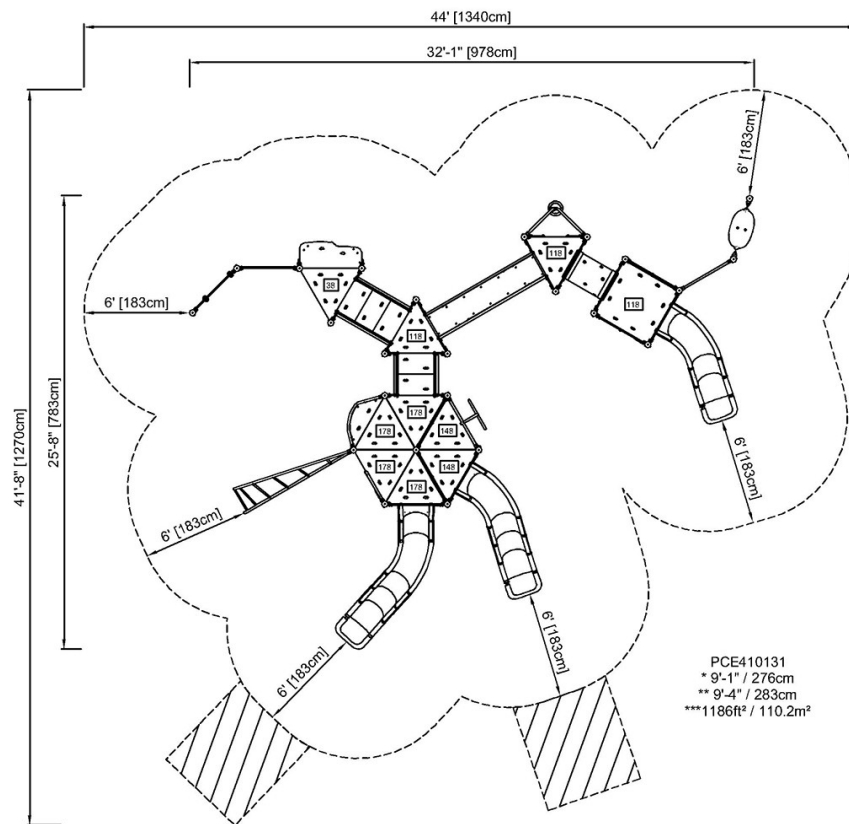


## PCE410131

**KOMPAN®**  
Let's play

\* Max fall height | \*\* Total height | \*\*\* Safety surfacing area

\* Max fall height | \*\* Total height



[Click to see TOP VIEW](#)

[Click to see SIDE VIEW](#)