


# Kakuda with Roof

PCE211422



Item no. PCE211422-0902	
<b>General Product Information</b>	
Dimensions LxWxH	482x574x433 cm
Age group	3+
Play capacity (users)	13
Colour options	



Wow! The Kakuda is a fantastic structure that children love. The variety of activities encourages children to play longer and return again and again. The Kakuda offers ample climbing locations for active children. The tunnel provides the opportunity to crawl, supporting spatial understanding. The varied climbing units train proprioception and cross-

body coordination, which are fundamental for other educational skills, such as reading and mathematics. The slides and the fireman's pole are thrilling paths down to the ground. Alongside climbing and sliding, the Kakuda offers plenty of opportunities for social play that will help children build important social and emotional skills, and motivate them to play for

longer.

# Kakuda with Roof

PCE211422



## Climbing pole

**Physical:** cross coordination and muscle strength are trained. **Social-Emotional:** turn-taking and cooperation.



## Pipe ladder

**Physical:** cross coordination and eye-hand coordination are supported when children climb the ladder. The climbing also supports leg and arm muscles. **Social-Emotional:** learning about turn taking and cooperation.



## Tunnel

**Physical:** the children crawl through the tunnel, developing motor skills such as cross-body coordination and proprioception. **Social-Emotional:** turn-taking when passing each other.



## Slide

**Physical:** develops spatial awareness, sense of balance and trains core muscles when sitting upright going down. **Social-Emotional:** empathy stimulated by turn-taking. **Cognitive:** young children develop their understanding of space, speed and distances when sliding down.



## Fireman's pole

**Physical:** supports coordination, arm and core muscles. Landing strengthens bone density. **Social-Emotional:** turn-taking and risk-taking. **Cognitive:** young children develop their understanding of space, speed and distances when gliding down fast.

# Kakuda with Roof

PCE211422



Panels of 19mm EcoCore™. EcoCore™ is a highly durable, eco-friendly material, which is not only recyclable after use but also consists of a core produced from 100% recycled material.



The ELEMENTS roofs are made of recyclable PE with a minimum wall thickness of 5 mm to ensure high durability in all climates around the world. The steel pipes are hot-dip galvanised inside and outside for maximum durability.



Sails of commercial 95 high-density PE knitted specially for sun-shade structures. The sails are treated with UV stabilisers to ensure longevity. The sails are supported by a hot-dip galvanised steel frame and tightened by stainless-steel devices.

Item no. PCE211422-0902

### Installation Information

Max. fall height	148 cm
Safety surfacing area	41.6 m <sup>2</sup>
Total installation time	19.0
Excavation volume	0.42 m <sup>3</sup>
Concrete volume	0.07 m <sup>3</sup>
Footing depth (standard)	90 cm
Shipment weight	616 kg
Anchoring options	In-ground ✓ Surface ✓

### Warranty Information


EcoCore HDPE	Lifetime
Hollow PE parts	10 years
Post	10 years
PP Decks	10 years
Spare Parts Guarantee	10 years



The main posts are made of high quality pre-galvanized steel with powder coated top finish. Post tops are closed with caps of UV stabilized nylon (PA6). The grey colored molded decks are made of 75% post-consumer ocean waste PP material with a non-skid pattern and textured surface. All decks are supported by uniquely designed, low-carbon aluminum profiles with multiple attachment options.



The slides are available in either moulded PE in different colours or in full stainless steel - AISI304 t= 2mm.



The steel surfaces are hot-dip galvanised inside and outside with lead-free zinc. The galvanisation has excellent corrosion resistance in outside environments and requires low maintenance.



# Sustainability Data

PCE211422



Cradle to Gate A1-A3	Total CO <sub>2</sub> emission	CO <sub>2</sub> e/kg	Recycled materials
	kg CO <sub>2</sub> e	kg CO <sub>2</sub> e/kg	%
PCE211422-0902	954.02	2.02	56.10

The overall framework applied for these factors is the Environmental Product Declaration (EPD), which quantifies "environmental information on the life cycle of a product and enable comparisons between products fulfilling the same function" (ISO, 2006). This follows the structure and applies a Life-Cycle Assessment approach to the entire Product stage from raw material through manufacturing (A1-A3))

**Kompan A/S**  
 C.F. Tietgens Boulevard 32C  
 DK-5220 Odense SØ  
 Denmark



## Verification of CO<sub>2</sub> calculation of: Play systems



Data version no. 2023-10-05

The CO<sub>2</sub> calculation and data are in compliance with the principles of a carbon footprint impact according to the GHG protocol (Greenhouse Gas Protocol), Scope 3, cradle to gate related to all individual components in the product category: "Play systems" represented by item no.: PCM200321-0950.

(Scope 3 emissions include emission sources in the upstream and downstream value chain).

**Date: 30. October 2023 | Valid until: 30. October 2025**

Verified by:

Julie Marie Vejsgaard Larsen, LCA & EPD Consultant

Verification based on report: Validation of CO<sub>2</sub> calculation of 9 categories of Kompan product line, version 1.0, prepared by: Bureau Veritas HSE, Denmark: Julie M. V. Larsen.

**Publication date: 30. October 2023**

By Bureau Veritas HSE  
 www.bureauveritas.dk  
 +45 7731 1000

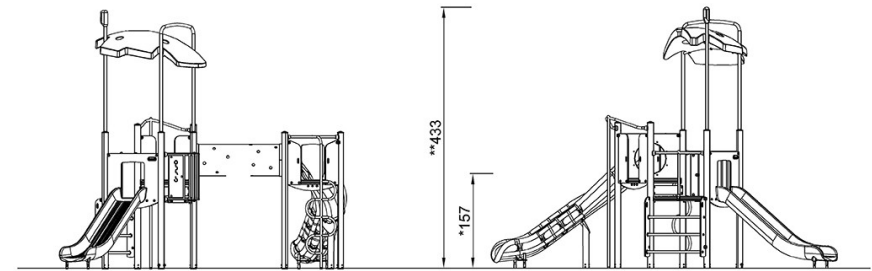
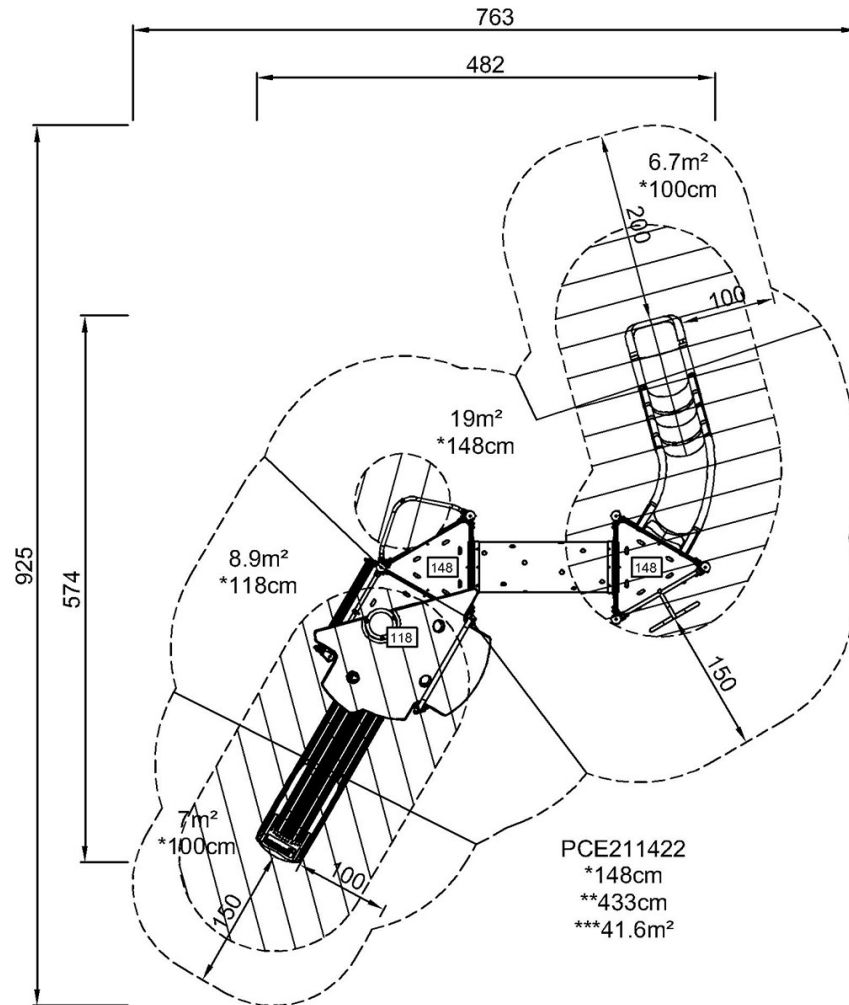


# Kakuda with Roof

PCE211422

\* Max fall height | \*\* Total height | \*\*\* Safety surfacing area

\* Max fall height | \*\* Total height



PCE211422

[Click to see TOP VIEW](#)

[Click to see SIDE VIEW](#)