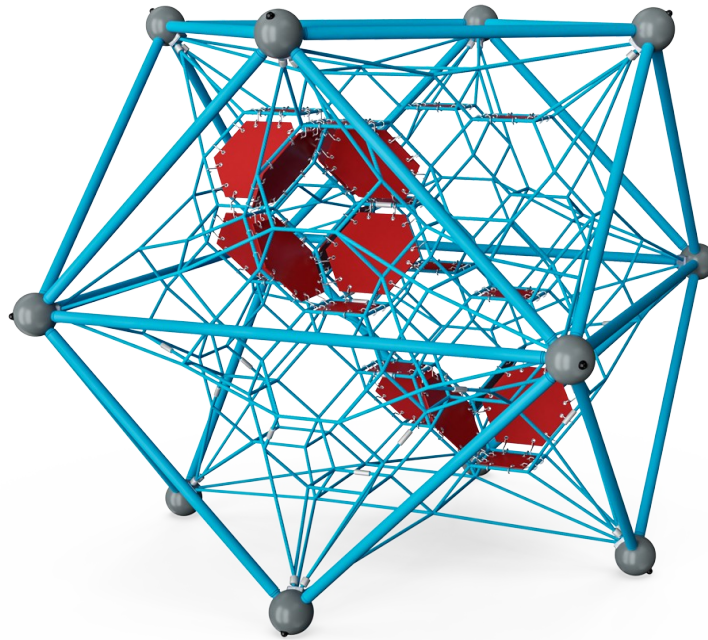



# Cubite with House Membrane

COR10501



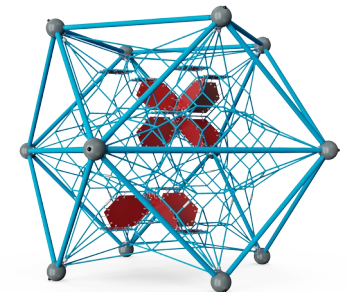
Item no. COR105011-0412	
<b>General Product Information</b>	
Dimensions LxWxH	13'7"x13'7"x9'10"
Age group	5 - 12
Play capacity (users)	30
Color options	



The Cubite with House Membrane is an immense three-dimensional rope environment that thrills children again and again. The variety in climbing ensures hours of play. The steel frame is a destination in its own right, offering a break or a meeting point. The membranes add a fast, bouncy way to the top and function as destination and meeting points at the same


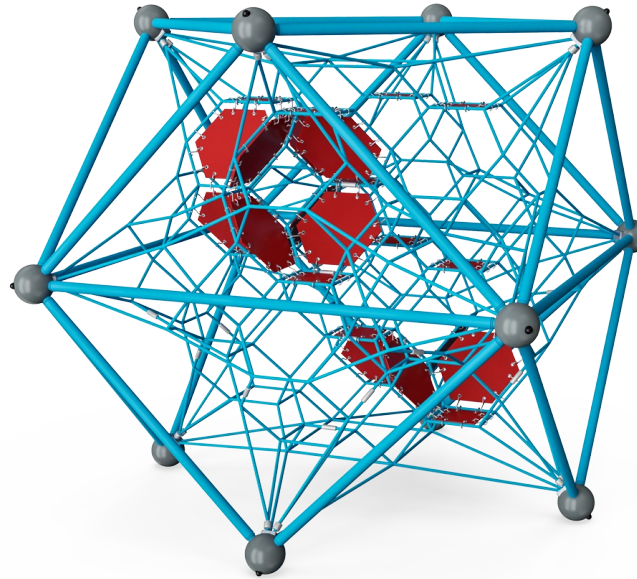
time. Social interaction and stimulation of cooperation is encouraged here. The bouncy ropes and nets of the Cubite add thrill: the child can feel her own and her friends' movements when using the net. At this height that means risk assessment and concentration. The nets also train important motor skills such as proprioception, spatial awareness and cross-

body coordination. These skills are fundamental for risk assessment when judging and navigating obstacles securely.



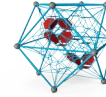
# Cubite with House Membrane

COR10501




## Height

**Social-Emotional:** children develop courage and self-regulation when being up high. This positively impacts self-confidence.




## Big meshes

**Physical:** the big meshes allow for climbing and crawling, supporting proprioception, cross coordination and spatial awareness. Climbing here takes muscle strength, pushing and pulling arms to get upwards. **Social-Emotional:** allow more children being seated together, sharing.




## Connected nets

**Physical:** the connected nets make the climbers feel the movements of the others, adding a dimension of fun and demanding concentration when holding tight to the rope. Cross-coordination and all muscle groups are trained. **Social-Emotional:** the climbers' movements affect the other climbers, so consideration and turn-taking is supported.



## Membrane path

**Physical:** a faster way up, due to the extra support of the membrane. **Social-Emotional:** a meeting path with points for retreat from the rope landscape.



## Transparency

**Social-Emotional:** the transparency makes cooperation and communication possible throughout, important life-skills for children to practice.

# Cubite with House Membrane


COR10501



Corocord 'S' clamps are used as universal connections in Corocord products. 8mm stainless steel rods with rounded edges are pressed around the ropes with a special hydraulic press, making them the ideal connector: safe, durable and vandalism-proof, all while allowing the typical movement of rope climbing structures.



The aluminium swages of the net are double conical with rounded ends and are as small as safety allows. The overall net design aims at keeping metal parts within the net to an absolute minimum, both in size and number, in order to provide the best possible rope climbing experience.




Corocord membranes consist of friction-proof rubberized material of conveyor belt quality with excellent UV resistance. Tested and compliant with REACH requirements for PAH. Embedded is a four-layered armoring made of woven polyester. The armoring and the two surface layers result in a total thickness of 7.5 mm.

Item no. COR105011-0412	
Installation Information	
Max. fall height	9'10"
Safety surfacing area	438ft <sup>2</sup>
Total installation time	20.6
Excavation volume	2.3yd <sup>3</sup>
Concrete volume	1.28yd <sup>3</sup>
Footing depth (standard)	3'7"
Shipment weight	1567lbs
Anchoring options	In-ground ✓
Warranty Information	
Corocord Rope	10 Years
EcoCore HDPE	Lifetime
Hot dip galvanized steel	Lifetime
Membrane	2 Years
Spare Parts Availability	10 Years



The metal parts are made of high quality steel, hot dip galvanized inside and outside with lead-free zinc. On the outside, there is an additional layer of powder coating. This ensures both excellent corrosion resistance and colorful design expression.



The COROCORD Frame Nets are available in 6 galactic color themes. The themes draw on bright colors that appeal to children of all ages. Can be changed in the configurator.

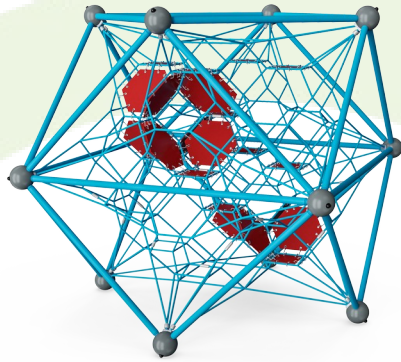
Elevated activities 0	Accessible elevated activities	Accessible ground level activities	Accessible ground level play types
Present	0	1	1
Required	0	1	1





# Sustainability Data

COR10501



Cradle to Gate A1-A3	Total CO <sub>2</sub> emission	CO <sub>2</sub> e/kg	Recycled materials
	kg CO <sub>2</sub> e	kg CO <sub>2</sub> e/kg	%
<b>COR105011-0412</b>	1,965.91	4.02	37.08

The overall framework applied for these factors is the Environmental Product Declaration (EPD), which quantifies "environmental information on the life cycle of a product and enable comparisons between products fulfilling the same function" (ISO, 2006). This follows the structure and applies a Life-Cycle Assessment approach to the entire Product stage from raw material through manufacturing (A1-A3))

**Kompan A/S**  
 C.F. Tietgens Boulevard 32C  
 DK-5220 Odense SØ  
 Denmark



## Verification of CO<sub>2</sub> calculation of: Corocord



Data version no. 2023-10-05

The CO<sub>2</sub> calculation and data are in compliance with the principles of a carbon footprint impact according to the GHG protocol (Greenhouse Gas Protocol), Scope 3, cradle to gate related to all individual components in the product category: "Corocord" represented by item no.: COR314011-1101.

(Scope 3 emissions include emission sources in the upstream and downstream value chain).

**Date: 30. October 2023 | Valid until: 30. October 2025**

Verified by:

Julie Marie Vejsgaard Larsen, LCA & EPD Consultant

Verification based on report: Validation of CO<sub>2</sub> calculation of 9 categories of Kompan product line, version 1.0, prepared by: Bureau Veritas HSE, Denmark: Julie M. V. Larsen.

**Publication date: 30. October 2023**

By Bureau Veritas HSE  
 www.bureauveritas.dk  
 +45 7731 1000

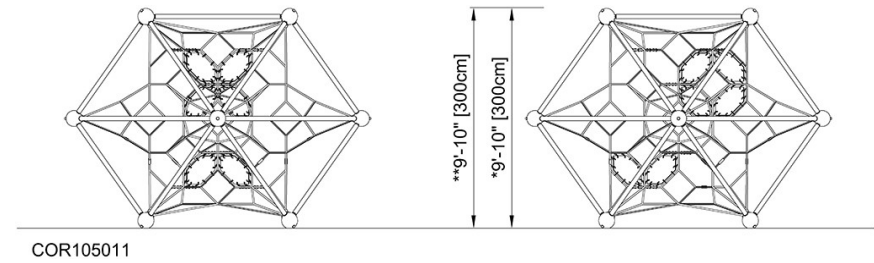
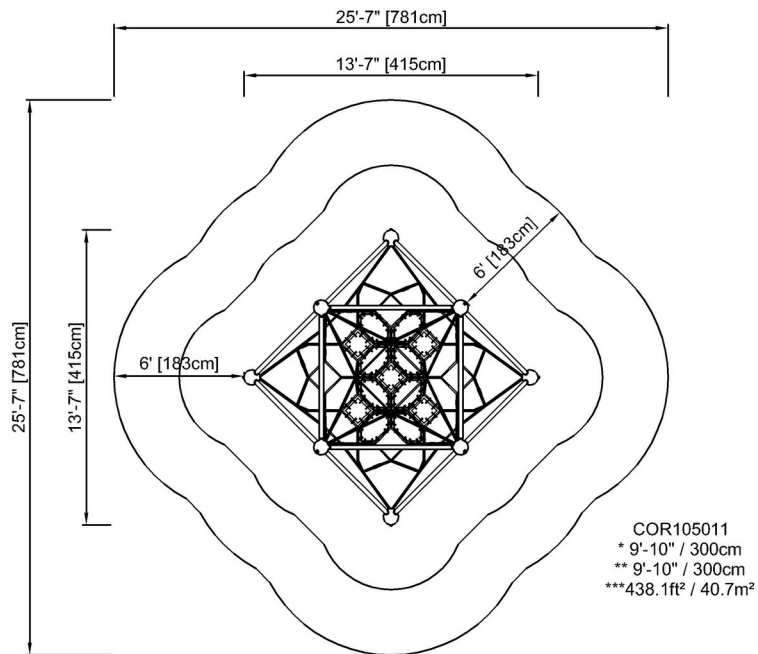


# Cubite with House Membrane

COR10501

\* Max fall height | \*\* Total height | \*\*\* Safety surfacing area

\* Max fall height | \*\* Total height



[Click to see TOP VIEW](#)

[Click to see SIDE VIEW](#)