

# Play Tower with Net

PCM100332


**KOMPAN**  
Let's play



Item no. PCM100332-0901

## General Product Information

Dimensions LxWxH	478x330x230 cm
Age group	2 - 5
Play capacity (users)	12
Colour options	



This super play tower will attract children and encourage active physical play. The ADA stairs provide an age-appropriate entry option to the tower, that strengthens leg muscles and helps to develop skills at climbing stairs, an important everyday task. The multiple and varied climbing activities will support children's muscle development as well as their cross-

coordination and sense of balance. These skills are important for health and well-being as well as for thinking and learning. For example, using both sides of your body to climb and navigate the structure stimulates both sides of the brain, essential for learning, particularly for literacy. Sliding down the slide supports posture and balance, all important skills for

young children, and great fun!

# Play Tower with Net

PCM100332



## Window

**Social-Emotional:** invites interaction between sides and cooperative play.



## Accessible stairway

**Physical:** climbing the accessible stairway is for all and supports cross coordination as well as arm and leg muscles. For young children, walking stairs and alternating feet is developed. **Social-Emotional:** room for active breaks and adult helpers. An inclusive space.



## Desk

**Social-Emotional:** fine meeting place and a space creator. Sharing and cooperation from both sides create a social scenario that supports communication and cooperation.



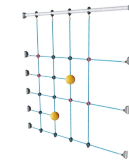
## Pipe ladder

**Physical:** cross coordination and eye-hand coordination are supported when children climb the ladder. The climbing also supports leg and arm muscles. **Social-Emotional:** learning about turn taking and cooperation.



## Slide

**Physical:** sliding develops spatial awareness and a sense of balance. Furthermore, the core muscles are trained when sitting upright going down. **Social-Emotional:** empathy stimulated by turn-taking. **Cognitive:** young children develop their understanding of space, speed and distances when sliding down quickly.



## Climbing net

**Physical:** children develop cross-body coordination and muscle strength when climbing. The big meshes allow for climbing and crawling through, supporting proprioception and spatial awareness. **Social-Emotional:** the big meshes allow for more children to sit together and talk.

# Play Tower with Net

PCM100332




Panels of 19mm EcoCore™. EcoCore™ is a highly durable, eco friendly material, which is not only recyclable after use, but also consists of material produced from +95% recycled post consumer material from food packing waste.



Main posts with hot dip galvanized steel footing are available in different materials: Pressure impregnated pine wood posts. Pre-galvanized inside and outside with powder coated top finish steel posts. Lead free aluminum with color anodized top finish. Greenline TexMade posts of 95% post-consumer recycled PE and textile waste.



All decks are supported by unique designed low-carbon aluminum profiles with multiple attachment options. The grey colored molded decks are made of 75% post-consumer waste PP material with a non-skid pattern and texture surface.



Ropes of UV-stabilized PES rope strands with inner steel cable reinforcement. The polyester yarn is made from +95% post-consumer materials and is inductively melted onto each strand.



Wood version of FSC®-certified (FSC®C004450) pine wood with pressure impregnated base treatment and brown painted top finish. Vertical boards and top ends protected by a unique aluminum profile for high outdoor durability.

Item no. PCM100332-0901

### Installation Information

Max. fall height	224 cm
Safety surfacing area	42.9 m <sup>2</sup>
Total installation time	14.7
Excavation volume	0.46 m <sup>3</sup>
Concrete volume	0.04 m <sup>3</sup>
Footing depth (standard)	90 cm
Shipment weight	477 kg
Anchoring options	Surface <input checked="" type="checkbox"/> In-ground <input checked="" type="checkbox"/>

### Warranty Information

EcoCore HDPE	Lifetime
Post	10 years
PP Decks	10 years
Ropes & nets	10 years
Spare parts guaranteed	10 years

Elevated activities	Accessible elevated activities	Accessible ground level activities	Accessible ground level play types
Present			
Required			

# Sustainability Data

PCM100332



Cradle to Gate A1-A3	Total CO <sub>2</sub> emission	CO <sub>2</sub> e/kg	Recycled materials
	kg CO <sub>2</sub> e	kg CO <sub>2</sub> e/kg	%
<b>PCM100332-0901</b>	675.36	1.99	63.32

The overall framework applied for these factors is the Environmental Product Declaration (EPD), which quantifies "environmental information on the life cycle of a product and enable comparisons between products fulfilling the same function" (ISO, 2006). This follows the structure and applies a Life-Cycle Assessment approach to the entire Product stage from raw material through manufacturing (A1-A3))

**Kompan A/S**  
 C.F. Tietgens Boulevard 32C  
 DK-5220 Odense SØ  
 Denmark



## Verification of CO<sub>2</sub> calculation of: Play systems



Data version no. 2023-10-05

The CO<sub>2</sub> calculation and data are in compliance with the principles of a carbon footprint impact according to the GHG protocol (Greenhouse Gas Protocol), Scope 3, cradle to gate related to all individual components in the product category: "Play systems" represented by item no.: PCM200321-0950.

(Scope 3 emissions include emission sources in the upstream and downstream value chain).

**Date: 30. October 2023 | Valid until: 30. October 2025**

Verified by:

Julie Marie Vejsgaard Larsen, LCA & EPD Consultant

Verification based on report: Validation of CO<sub>2</sub> calculation of 9 categories of Kompan product line, version 1.0, prepared by: Bureau Veritas HSE, Denmark: Julie M. V. Larsen.

**Publication date: 30. October 2023**

By Bureau Veritas HSE  
 www.bureauveritas.dk  
 +45 7731 1000

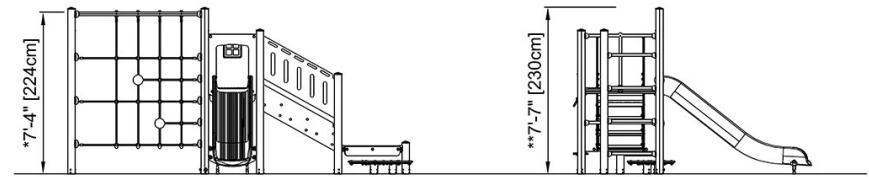
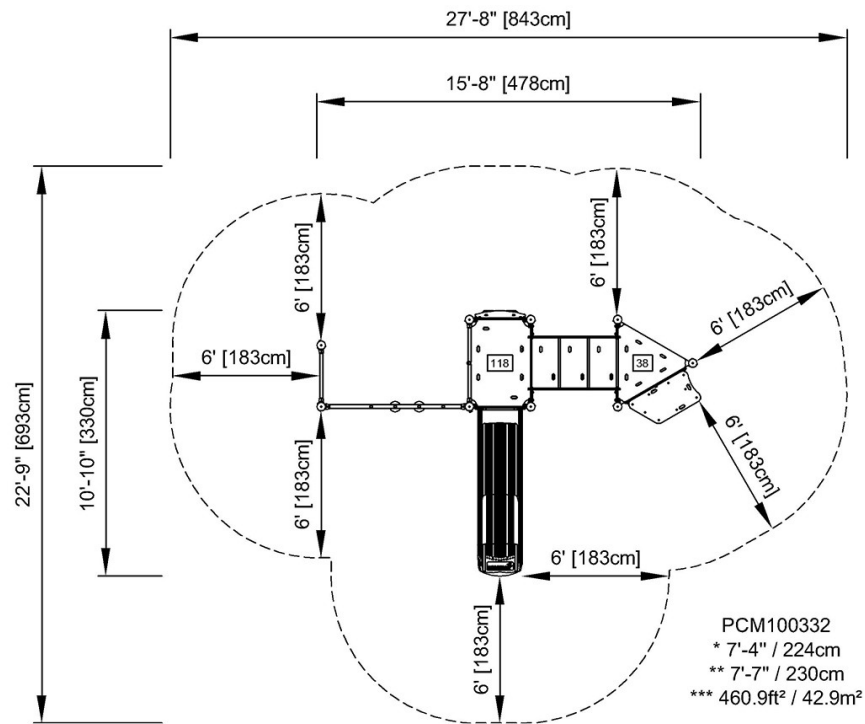


# Play Tower with Net

PCM100332

\* Max fall height | \*\* Total height | \*\*\* Safety surfacing area

\* Max fall height | \*\* Total height



PCM100332

[Click to see TOP VIEW](#)

[Click to see SIDE VIEW](#)