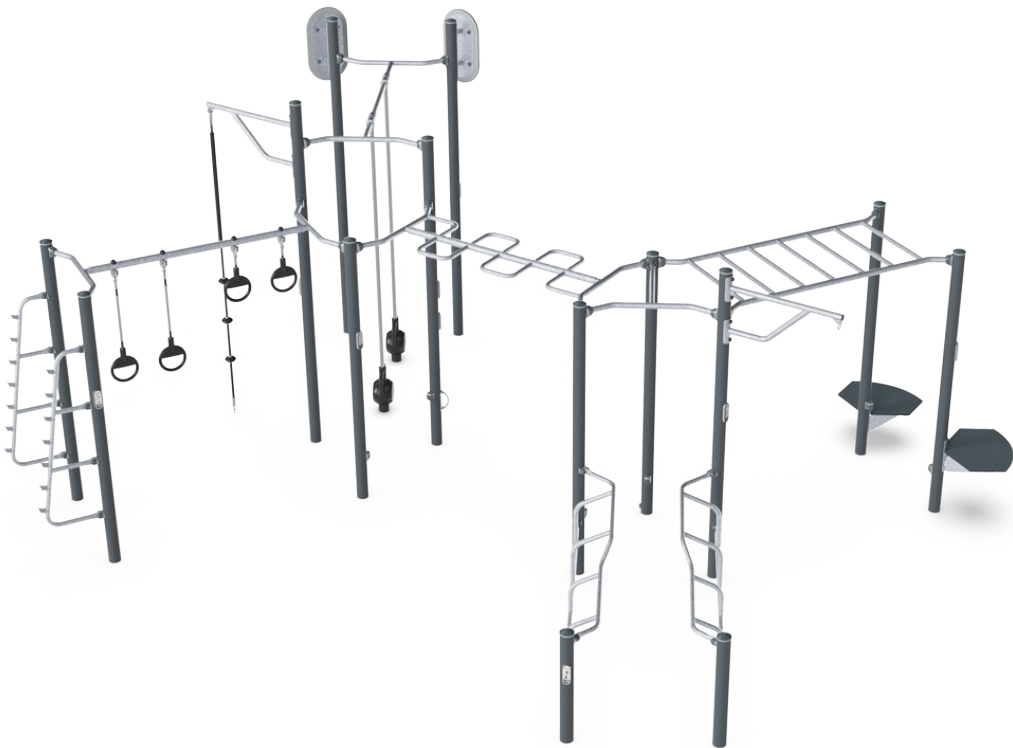


Super Combi 2, Supervised

FSW252



The Super Combi 2 is a highly versatile structure. It has a perfect blend of high, low, and dynamic items. The overhead activities include the snake bar, the overhead ladder, and the rings. The climbing rope and the target shoot are fun and functional, and the Mag Bells provide dynamic strength training. The universal parallel bars stimulate exercise

creativity and can be used directly by wheelchair users. The integrated step platforms can be used for strength, jumping, and cardio —an excellent setup for more extensive group workouts.
Supervised products are only for areas that are gated or fenced-off, like fitness clubs with supervision or gated communities.

Item no. FSW25200-0900	
General Product Information	
Dimensions LxWxH	750x746x325 cm
Age group	13+
Play capacity (users)	16
Colour options	



Super Combi 2, Supervised

FSW252



Post are made of Ø101.6 x 2mm, pre-galvanized carbon steel and powder coated, a great protection to all conditions.



The snake ladder is made of hot-dip galvanized s235 steel with the following dimensions Ø38 x 4mm. The steel surfaces are hot dip galvanized inside and outside with lead free zinc. The galvanisation has excellent corrosion resistance in outside environments and requires low maintenance.



The rings are made of molded polycarbonate and TPE to ensure a good grip and soft surface. The rings are rotatable and allows for a large variety of exercises.



The top plate for the jumping platform is made of Ekogrip® panels that consist of a 15 mm polyethylene bottom layer, with a 3 mm top-layer of thermoplastic rubber with a non-skid effect for safe jumping exercises under all-weather circumstances.



The Dip-Station is designed with inclusive in mind, allowing wheelchair users to access the bars at either end. The two bars are placed at two different widths and heights – one narrow and high and one wide and low to allow for training of different individuals and muscle groups.

Item no. FSW25200-0900

Installation Information


Max. fall height	300 cm
Safety surfacing area	63.7 m²
Total installation time	15.7
Excavation volume	1.25 m³
Concrete volume	0.75 m³
Footing depth (standard)	90 cm
Shipment weight	954 kg
Anchoring options	In-ground ✓ Surface ✓

Warranty Information

EcoCore HDPE	Lifetime
Hot dip galvanized steel	Lifetime
Movable parts	2 years
Spare parts guaranteed	10 years
Steel	10 years

Sustainability Data

FSW252



Cradle to Gate A1-A3	Total CO ₂ emission	CO ₂ e/kg	Recycled materials
	kg CO ₂ e	kg CO ₂ e/kg	%
FSW25200-0900	1,476.48	2.45	57.34

The overall framework applied for these factors is the Environmental Product Declaration (EPD), which quantifies "environmental information on the life cycle of a product and enable comparisons between products fulfilling the same function" (ISO, 2006). This follows the structure and applies a Life-Cycle Assessment approach to the entire Product stage from raw material through manufacturing (A1-A3))

KOMPAN
Let's play

Kompan A/S

C.F. Tietgens Boulevard 32C
DK-5220 Odense SØ
Denmark



Verification of CO₂ calculation of: Fitness



Data version no. 2023-10-05

The CO₂ calculation and data are in compliance with the principles of a carbon footprint impact according to the GHG protocol (Greenhouse Gas Protocol), Scope 3, cradle to gate related to all individual components in the product category: "Fitness" represented by item no.: FAZ10100-0900.

(Scope 3 emissions include emission sources in the upstream and downstream value chain).

Date: 30. October 2023 | Valid until: 30. October 2025

Verified by:

Julie Marie Vejsgaard Larsen, LCA & EPD Consultant

Verification based on report: Validation of CO₂ calculation of 9 categories of Kompan product line, version 1.0, prepared by: Bureau Veritas HSE, Denmark: Julie M. V. Larsen.

Publication date: 30. October 2023

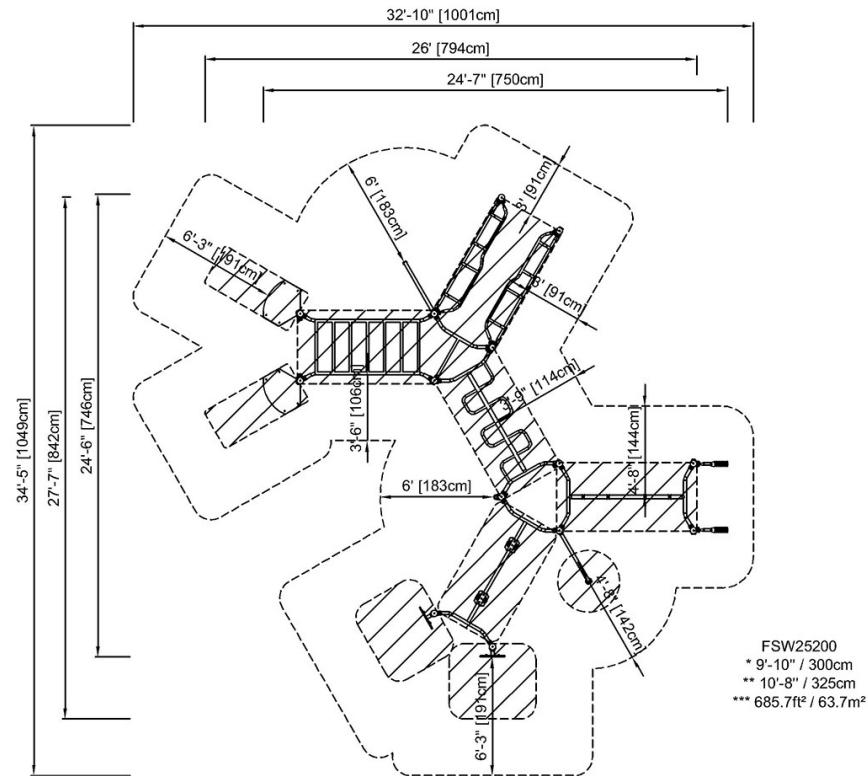
By Bureau Veritas HSE
www.bureauveritas.dk
+45 7731 1000



FSW252

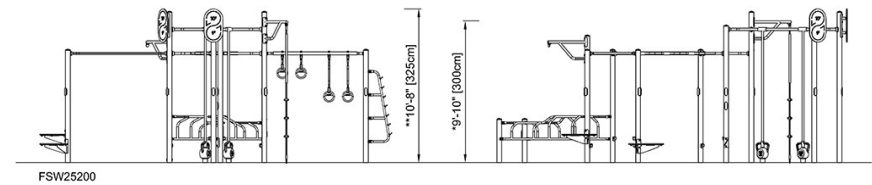


* Max fall height | ** Total height | *** Safety surfacing area



[Click to see TOP VIEW](#)

* Max fall height | ** Total height



[Click to see SIDE VIEW](#)