

# Enchanted Shed


NRC100101




Great play choices await children in the Enchanted Shed and attract them to come and play, repeatedly. The Log Ladder trains muscles and cross-coordination, which stimulates cross-modal perception, a fundamental skill for literacy. When climbing the Rapella, leg and core muscles are used intensely. Upper body muscles are developed

when children pull themselves upwards in the rope. When sliding children train core muscles and their sense of balance. These are fundamental motor skills for children to feel movement security and to be able to sit still and concentrate. The net with big meshes offers play motivation and is a nice place to climb or be together with friends. The

Enchanted Shed facilitates great physical play as well as social play, where children can turn-take and cooperate on various play activities.

Item no. NRC100101-1021	
<b>General Product Information</b>	
Dimensions LxWxH	521x485x543 cm
Age group	6+
Play capacity (users)	17
Colour options	



# Enchanted Shed

NRC100101



## Log ladder

**Physical:** cross-coordination is trained when children climb the ladder. Climbing also supports leg and arm muscles. **Social-Emotional:** learning about turn-taking and cooperation.



## Supportive handholds

**Physical:** handhold provides good grip for less confident climbers. Pulling yourself up and in trains upper body muscles. **Social-Emotional:** allows for a range of physical abilities to enter independently and securely, supporting play for all.



## Climbing wall

**Physical:** cross-coordination and eye-hand coordination are supported when children climb. Climbing also supports leg and arm muscles. **Social-Emotional:** learning about turn-taking and cooperation.



## Log climbing ladder

**Physical:** supports cross coordination, proprioception and spatial awareness. Leg and core muscles are used intensely. Upper body muscles are developed when children pull themselves upwards on the ropes. **Social-Emotional:** learning about turn-taking and empathy.



## Fireman's pole

**Physical:** coordination is supported when going down, as well as arm and core muscles. Landing strengthens bone density, which is built for life in early childhood. **Social-Emotional:** turn-taking and risk-taking.



## Curved slide

**Physical:** sliding develops spatial awareness and a sense of balance. Furthermore, the core muscles are trained when sitting upright going down. **Social-Emotional:** empathy stimulated by turn-taking.



## Climbing net

**Physical:** children develop cross-body coordination and muscle strength when climbing. The big meshes allow for climbing and crawling through, supporting proprioception and spatial awareness. **Social-Emotional:** the big meshes allow for more children to sit together and talk.

# Enchanted Shed

NRC100101




Transparent brown pigmented and colored parts, are coated with water-based paint and pigment that is environmentally friendly and with excellent UV resistance. The paint and pigment is in compliance with EN 71 Part 3.



All Organic Robinia products by KOMPAN are made of Robinia wood from sustainable European sources. On request it can be supplied as FSC® Certified (FSC® C004450).



The products are preassembled from the factory to ensure all safety requirements are considered. Please note that each Robinia fantasy structure will have its own unique appearance because of the natural shape of the individual wood posts.



There are Multiple footing options for all products: Surface anchoring with steel footings and expansion bolts. Wood in-ground or steel in-ground footings.



The slides can be chosen in six different colors and three materials: Straight or curved one-piece molded PE slides, made from 33% recycled post-consumer materials in different colours. Combined EcoCore™ sides and stainless-steel. Full stainless steel in one piece design for more vandalism proof solutions.



The stainless-steel activities are made of high-quality stainless steel. The steel is cleaned by a total pickling process after manufacturing to ensure a smooth and clean gliding surfaces.

Item no. NRC100101-1021

## Installation Information

Max. fall height	294 cm
Safety surfacing area	55.9 m <sup>2</sup>
Total installation time	40.3
Excavation volume	2.87 m <sup>3</sup>
Concrete volume	1.80 m <sup>3</sup>
Footing depth (standard)	100 cm
Shipment weight	2,076 kg
Anchoring options	In-ground ✓

## Warranty Information

Corocord rope	10 years
Hollow PE parts	10 years
Robinia wood	15 years
Spare parts guaranteed	10 years
Stainless steel components	Lifetime



# Sustainability Data

NRC100101



Cradle to Gate A1-A3	Total CO <sub>2</sub> emission	CO <sub>2</sub> e/kg	Recycled materials
	kg CO <sub>2</sub> e	kg CO <sub>2</sub> e/kg	%
<b>NRC100101-1021</b>	556.30	0.31	3.49

The overall framework applied for these factors is the Environmental Product Declaration (EPD), which quantifies "environmental information on the life cycle of a product and enable comparisons between products fulfilling the same function" (ISO, 2006). This follows the structure and applies a Life-Cycle Assessment approach to the entire Product stage from raw material through manufacturing (A1-A3))

**Kompan A/S**  
 C.F. Tietgens Boulevard 32C  
 DK-5220 Odense SØ  
 Denmark



## Verification of CO<sub>2</sub> calculation of: Nature play



Data version no. 2023-10-05

The CO<sub>2</sub> calculation and data are in compliance with the principles of a carbon footprint impact according to the GHG protocol (Greenhouse Gas Protocol), Scope 3, cradle to gate related to all individual components in the product category: "Nature play" represented by item no.: NRO409-0621.

(Scope 3 emissions include emission sources in the upstream and downstream value chain).

**Date: 30. October 2023 | Valid until: 30. October 2025**

**Verified by:**

Julie Marie Vejsgaard Larsen, LCA & EPD Consultant

Verification based on report: Validation of CO<sub>2</sub> calculation of 9 categories of Kompan product line, version 1.0, prepared by: Bureau Veritas HSE, Denmark: Julie M. V. Larsen.

**Publication date: 30. October 2023**

**By Bureau Veritas HSE**  
 www.bureauveritas.dk  
 +45 7731 1000

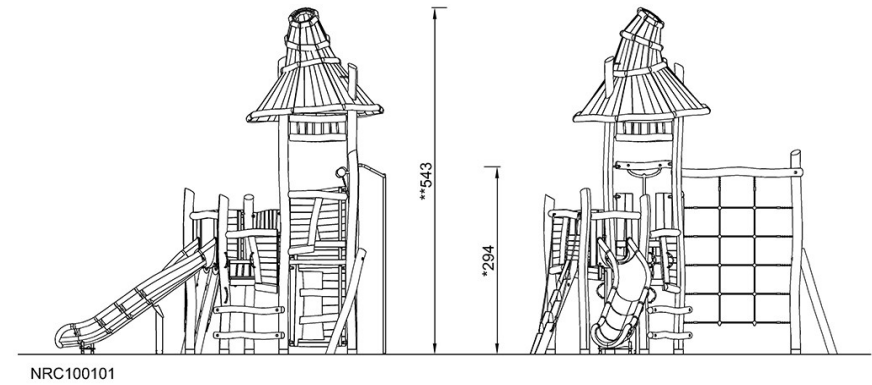
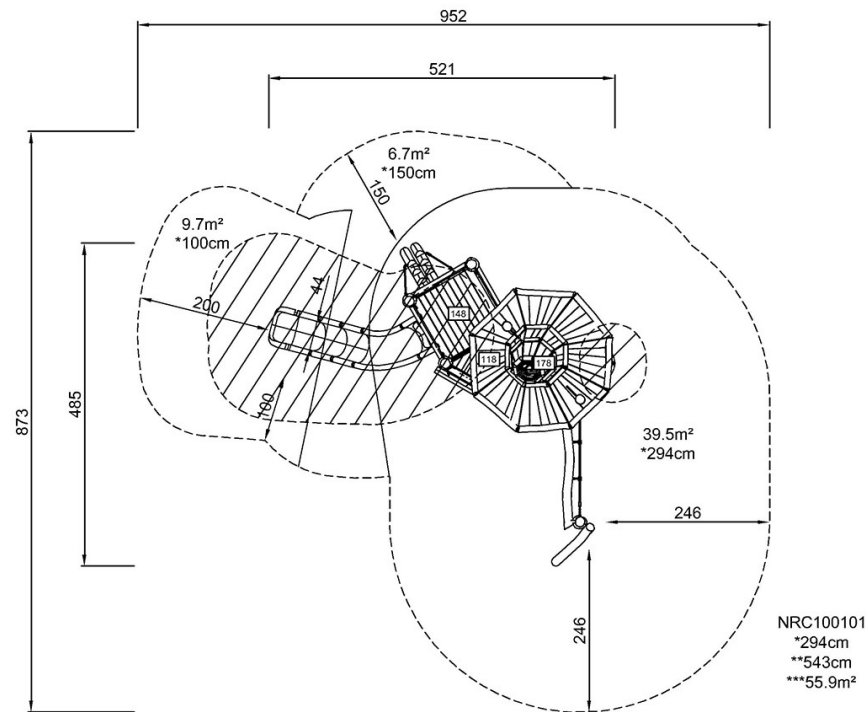


# Enchanted Shed

NRC100101

\* Max fall height | \*\* Total height | \*\*\* Safety surfacing area

\* Max fall height | \*\* Total height



[Click to see TOP VIEW](#)

[Click to see SIDE VIEW](#)