


# Tipi Carousel

ELE400064



Item no. ELE400064-3717GR	
<b>General Product Information</b>	
Dimensions LxWxH	120x120x53 cm
Age group	5 - 12
Play capacity (users)	6
Colour options	



WOW! The spinning plate of the Tipi Carousel makes children laugh out with joy: It rotates, tickles the stomach and is spacious enough for a few friends, too. This will make children come back for more play again and again. The social appeal for children is evident: you can be active, and close together. There is room for more friends seated, standing or even lying.

This trains cooperation and turn-taking skills. The physical play and training in spinning is the main fun factor. The rotation trains the sense of balance which is fundamental for all other skills. A well trained sense of balance helps children to navigate the world securely, for instance preventing falls when playing actively. It also positively affects the ability to sit still and

concentrate. The Tipi Carousel is an important, responsive activity for play and active breaks.

# Tipi Carousel

ELE400064



## Rotation

**Physical:** pushing or pulling it into motion, children use their muscle strength and strengthen their cardio. The rotation develops the sense of balance and space when enjoying the ride. **Social-Emotional:** listening and negotiating how slow or fast to go, children develop their empathy and cooperation skills.



## Spacious platform

**Physical:** allows for more body positions: sitting, lying, standing, which facilitates use for children with physical disabilities. **Social-Emotional:** facilitates many children using the Tipi Carousel simultaneously, supporting cooperation and turn-taking.



## Shallow entry rim

**Physical:** support for entering and staying in when spinning. Eases entry for children with a range of mobility disabilities. **Social-Emotional:** feeling of security when children lie or sit in Tipi Carousel. Provides a secure feeling for those seated when spinning.

# Tipi Carousel

ELE400064




The bowls are made of recyclable PE made from 33% post consumer materials. The bowls are molded in one piece with integrated metal thread bushings and water drain hole to ensure high durability in all climates around the world.

Heavy duty engineered bearing system with single row deep groove ball bearings with rubber seals. The fully closed bearing construction is lifetime lubricated and maintenance free. The Bearing system has an integrated drag brake according to global safety standards.

Tipi Carousel has unique water drain system. Water drains automatically - assuring that carousel is always dry and ready to use. The water drain is covered by stainless steel strainer.

Item no. ELE400064-3717GR	
Installation Information	
Max. fall height	53 cm
Safety surfacing area	35.3 m <sup>2</sup>
Total installation time	2.4
Excavation volume	0.44 m <sup>3</sup>
Concrete volume	0.31 m <sup>3</sup>
Footing depth (standard)	100 cm
Shipment weight	74 kg
Anchoring options	In-ground <input checked="" type="checkbox"/> Surface <input checked="" type="checkbox"/>
Warranty Information	
Bearing construction	5 years
Hollow PE parts	10 years
Hot dip galvanised steel	Lifetime
Spare parts guaranteed	10 years



The Tipi Carousel is available in four different colour options.



The sand colored variant is made of rotomolded stone mixed PE made from 33% post consumer materials with a non skid surface texture. Minor differences in the stone mix visuality of the material are to be expected.



GreenLine versions in teal color are designed with molded PE parts which consist of 33% recycled post-consumer ocean waste. Ocean waste is collected from the maritime industry, such as fishing nets, ropes and trawls.

Elevated activities 0	Accessible elevated activities	Accessible ground level activities	Accessible ground level play types
Present	0	1	1
Required	0	1	1



# Sustainability Data

ELE400064



Cradle to Gate A1-A3	Total CO <sub>2</sub> emission	CO <sub>2</sub> e/kg	Recycled materials
	kg CO <sub>2</sub> e	kg CO <sub>2</sub> e/kg	%
<b>ELE400064-3717GR</b>	209.17	2.87	41.44

The overall framework applied for these factors is the Environmental Product Declaration (EPD), which quantifies "environmental information on the life cycle of a product and enable comparisons between products fulfilling the same function" (ISO, 2006). This follows the structure and applies a Life-Cycle Assessment approach to the entire Product stage from raw material through manufacturing (A1-A3))

**Kompan A/S**  
 C.F. Tietgens Boulevard 32C  
 DK-5220 Odense SØ  
 Denmark



## Verification of CO<sub>2</sub> calculation of: Freestanding play equipment



Data version no. 2023-10-05

The CO<sub>2</sub> calculation and data are in compliance with the principles of a carbon footprint impact according to the GHG protocol (Greenhouse Gas Protocol), Scope 3, cradle to gate related to all individual components in the product category: "Freestanding play equipment" represented by item no.: GXY916012-3417.

(Scope 3 emissions include emission sources in the upstream and downstream value chain).

**Date: 30. October 2023 | Valid until: 30. October 2025**

**Verified by:**

Julie Marie Vejsgaard Larsen, LCA & EPD Consultant

Verification based on report: Validation of CO<sub>2</sub> calculation of 9 categories of Kompan product line, version 1.0, prepared by: Bureau Veritas HSE, Denmark: Julie M. V. Larsen.

**Publication date: 30. October 2023**

**By Bureau Veritas HSE**  
 www.bureauveritas.dk  
 +45 7731 1000

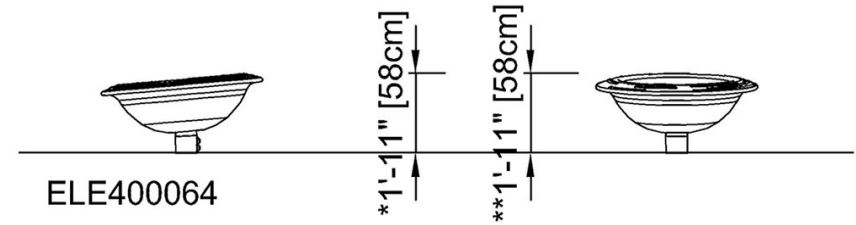
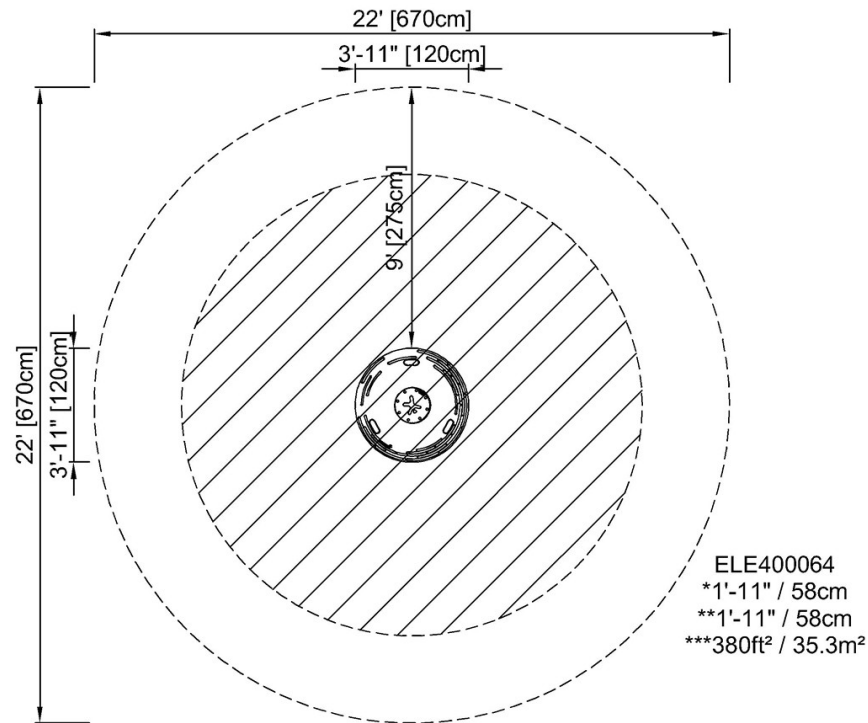


# Tipi Carousel

ELE400064

\* Max fall height | \*\* Total height | \*\*\* Safety surfacing area

\* Max fall height | \*\* Total height



[Click to see TOP VIEW](#)

[Click to see SIDE VIEW](#)