



Item no. GXY968032-3717

### General Product Information

Dimensions LxWxH	1563x1241x313 cm
Age group	5 - 12
Play capacity (users)	55
Colour options	



Awesome in play versatility and immense multi-functionality meets the older children: hours and days of climbing, spinning, balancing, rocking, and swaying. All of this in a transparent universe that allows for play with peers through, over, in and out of the structure. Accessible from ground level for all abilities to play, the many moving, socializing or break

points contribute to the repeated attraction of the piece. The climbing, bouncing, spinning, gliding and rocking activities vastly train the motor skill ABC's: Agility, Balance and Coordination. Muscles are strengthened from climbing. Cardio is trained when running or pushing and pulling friends on spinners. Bone density is trained when jumping on and off. The

children's social-emotional skills are developed by the many turn-taking and socializing activities. The logical thinking and memory is stimulated on the spinning items.



### Meteor shower link

**Physical:** agility, balance and coordination when climbing and swaying on ropes. Arm, leg, and core muscles are strengthened. These are important for posture control and sitting still. **Social-Emotional:** turn-taking and consideration of others when climbing through. These skills are hard to teach but easy to learn in play.



### Satellite spinner

**Physical:** balance when standing, sitting and rotating, muscles develop when holding tight. **Social-Emotional:** turn-taking, socializing. **Cognitive:** logical thinking, figuring out how to make the spinner work with gravity, not against it.



### Banister bars

**Physical:** coordination is supported when going down, as well as arm and core muscles. Landing strengthens bone density, which is built for life in childhood. **Social-Emotional:** turn-taking and risk-taking.



### Musca spinner

**Physical:** balance when standing, sitting and rotating, muscles develop when holding tight. **Social-Emotional:** cooperation in getting the spinner to turn.



### Open triangle plate

**Physical:** climbing, swaying when seated and balancing, for all abilities. **Social-Emotional:** a great meeting point, swaying seat for a break, inviting socializing and turn-taking, accessible for all and usable for most.



### Twisted ladder

**Physical:** agility, balance and coordination. Muscle strength when swinging up for gripping handle. **Social-Emotional:** resting point, turn-taking and socializing.



### Play shell

**Physical:** the swaying movement stimulates the sense of balance, necessary to sit still on a chair. **Social-Emotional:** meeting, taking a break and turn-taking are supported, skills necessary to learn how to avoid conflicts.

# Emerido

GXY968



The steel surfaces are hot dip galvanized inside and outside with lead free zinc. The galvanization has excellent corrosion resistance in outside environments and requires low maintenance.



Hollow plastic components are made of 100% recyclable PE made from 33% post-consumer materials. The play shell displayed is molded in one piece with minimum 5mm wall thickness to ensure high durability in all climates around the world.



GALAXY climbing triangle with outer soft layer of PUR and corner brackets of moulded nylon (PA6). The core consist of a powder coated welded steel frame with integrated corner suspension points. Larger triangles are closed with an 18mm thick Ekogrip® panel that has a top-layer of rubber with a non-skid effect.



Bearing systems in heavy duty design in a maintenance free construction. All steel bearings are fully closed and lifetime lubricated.



The unique designed GALAXY connection ball is made with an inner circular core of aluminium surrounded by a shell of hard PP with a outer layer of soft TPV rubber. Flexible lead free aluminium connectors allow for installation in variable angles.



Galaxy products are available in different colour combinations with either hot dip galvanized steel surface treatment or optional with powder top finish of selected steel components. Colours of the activities are adjusted to support the individual colour combination.

Item no. GXY968032-3717

### Installation Information

Max. fall height	257 cm
Safety surfacing area	175.8 m <sup>2</sup>
Total installation time	61.2
Excavation volume	12.99 m <sup>3</sup>
Concrete volume	4.80 m <sup>3</sup>
Footing depth (standard)	90 cm
Shipment weight	2,397 kg
Anchoring options	In-ground ✓ Surface ✓

### Warranty Information

Galaxy connection ball	5 years
Hot dip galvanised steel	Lifetime
PUR components	10 years
Ropes & nets	10 years
Spare parts guaranteed	10 years

Elevated activities 0	Accessible elevated activities	Accessible ground level activities	Accessible ground level play types
Present	0	16	5
Required	0	5	5

**CSA  
Z614**  
compliant

# Sustainability Data

GXY968




Cradle to Gate A1-A3	Total CO <sub>2</sub> emission	CO <sub>2</sub> e/kg	Recycled materials
	kg CO <sub>2</sub> e	kg CO <sub>2</sub> e/kg	%
<b>GXY968032-3717</b>	6,044.12	3.34	39.94

The overall framework applied for these factors is the Environmental Product Declaration (EPD), which quantifies "environmental information on the life cycle of a product and enable comparisons between products fulfilling the same function" (ISO, 2006). This follows the structure and applies a Life-Cycle Assessment approach to the entire Product stage from raw material through manufacturing (A1-A3))

**Kompan A/S**  
 C.F. Tietgens Boulevard 32C  
 DK-5220 Odense SØ  
 Denmark



## Verification of CO<sub>2</sub> calculation of: Challengers & Climbers



Data version no. 2023-10-05

The CO<sub>2</sub> calculation and data are in compliance with the principles of a carbon footprint impact according to the GHG protocol (Greenhouse Gas Protocol), Scope 3, cradle to gate related to all individual components in the product category: "Challengers & Climbers" represented by item no.: BLX410301-3717.

(Scope 3 emissions include emission sources in the upstream and downstream value chain).

**Date: 30. October 2023 | Valid until: 30. October 2025**

Verified by:

Julie Marie Vejsgaard Larsen, LCA & EPD Consultant

Verification based on report: Validation of CO<sub>2</sub> calculation of 9 categories of Kompan product line, version 1.0, prepared by: Bureau Veritas HSE, Denmark: Julie M. V. Larsen.

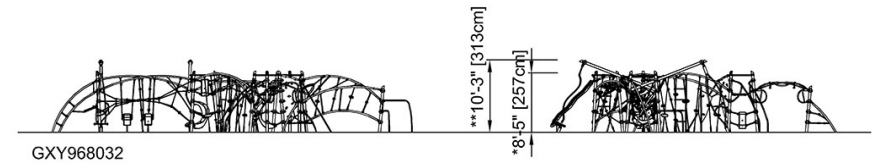
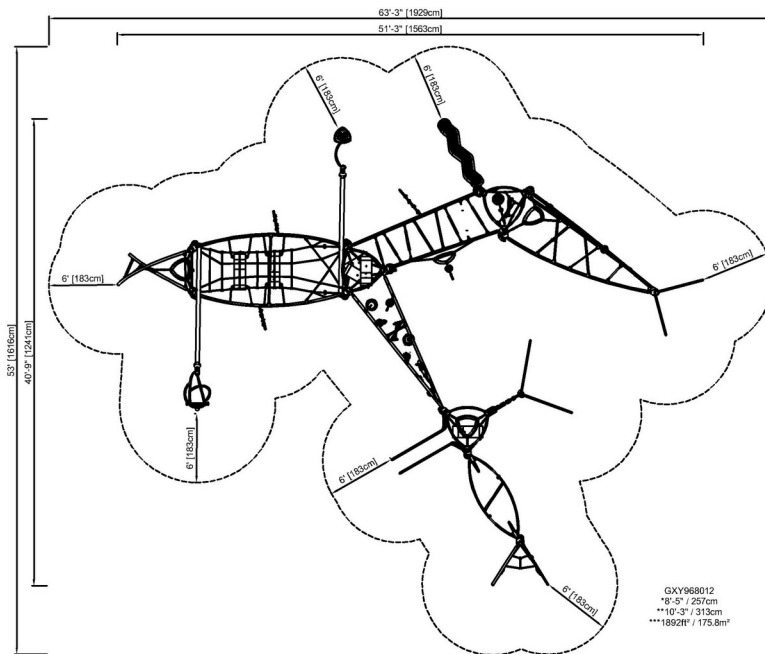
**Publication date: 30. October 2023**

By Bureau Veritas HSE  
 www.bureauveritas.dk  
 +45 7731 1000



\* Max fall height | \*\* Total height | \*\*\* Safety surfacing area

\* Max fall height | \*\* Total height



[Click to see TOP VIEW](#)

[Click to see SIDE VIEW](#)