

# Climbing Structure


NRO818



Item no. NRO818-1001

## General Product Information

Dimensions LxWxH	444x173x255 cm
Age group	6+
Play capacity (users)	7
Color options	



The Climbing Structure is a playground favourite with school children. They are immediately attracted to the dense, versatile activity hub. Thanks to the varied climbing opportunities with swaying ropes, rope ladders and stable climbing wall with cleats and climb through hole, all children have a chance of doing something. The openness in design also

invites conversation and social interaction across the Climbing Structure supporting children's social-emotional development. The dare-devils can enjoy a thrilling ride down the bannister bars. With its combination of activities, the Climbing Structure stimulates children's cross-coordination, strength and bone density. All of these abilities are built for

life in childhood, so the more they play, the more they gain.

# Climbing Structure

NRO818



All Organic Robinia products by KOMPAN are made of Robinia wood from sustainable European sources. On request it can be supplied as FSC® Certified (FSC® C004450).



Full coloured EPDM rubber seats with smooth surface. The seats are moulded on a hot dip galvanised steel inlay that ensures durable fixation to the rope.



Plywood climbing panel. The climbing panel is made of 21,5mm thick plywood made from alder and pine wood. Both sides are covered by 2 layers of phenolic film with anti slip net pattern. All cutting edges are sealed with paint to ensure long lifetime

Item no. NRO818-1001	
Installation Information	
Max. fall height	250 cm
Safety surfacing area	36.7 m <sup>2</sup>
Total installation time	11.5
Excavation volume	2.13 m <sup>3</sup>
Concrete volume	0.10 m <sup>3</sup>
Footing depth (standard)	100 cm
Shipment weight	532 kg
Anchoring options	In-ground ✓



Nets and ropes are made of UV-stabilised PA with inner steel cable reinforcement. The rope is induction treated in order to create a strong connection between steel and rope which leads to good wear resistance.

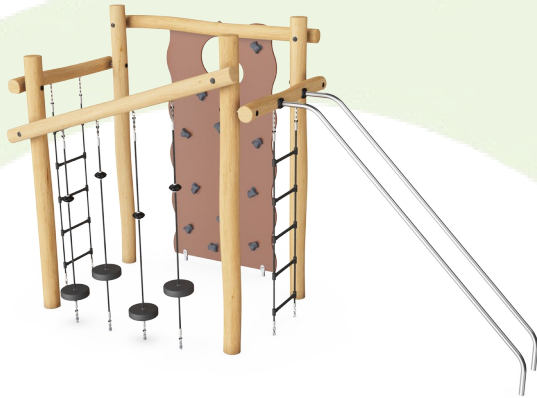


The Robinia wood can be supplied as untreated raw wood or painted with a brown coloured transparent pigment that maintains the golden wood colour of the wood.



# Sustainability Data

NRO818



Cradle to Gate A1-A3	Total CO <sub>2</sub> emission	CO <sub>2</sub> e/kg	Recycled materials
	kg CO <sub>2</sub> e	kg CO <sub>2</sub> e/kg	%
<b>NRO818-1001</b>	300.20	0.69	7.30

The overall framework applied for these factors is the Environmental Product Declaration (EPD), which quantifies "environmental information on the life cycle of a product and enable comparisons between products fulfilling the same function" (ISO, 2006). This follows the structure and applies a Life-Cycle Assessment approach to the entire Product stage from raw material through manufacturing (A1-A3))

**Kompan A/S**  
 C.F. Tietgens Boulevard 32C  
 DK-5220 Odense SØ  
 Denmark



## Verification of CO<sub>2</sub> calculation of: Nature play



Data version no. 2023-10-05

The CO<sub>2</sub> calculation and data are in compliance with the principles of a carbon footprint impact according to the GHG protocol (Greenhouse Gas Protocol), Scope 3, cradle to gate related to all individual components in the product category: "Nature play" represented by item no.: NRO409-0621.

(Scope 3 emissions include emission sources in the upstream and downstream value chain).

**Date: 30. October 2023 | Valid until: 30. October 2025**

**Verified by:**

Julie Marie Vejsgaard Larsen, LCA & EPD Consultant

Verification based on report: Validation of CO<sub>2</sub> calculation of 9 categories of Kompan product line, version 1.0, prepared by: Bureau Veritas HSE, Denmark: Julie M. V. Larsen.

**Publication date: 30. October 2023**

**By Bureau Veritas HSE**  
 www.bureauveritas.dk  
 +45 7731 1000

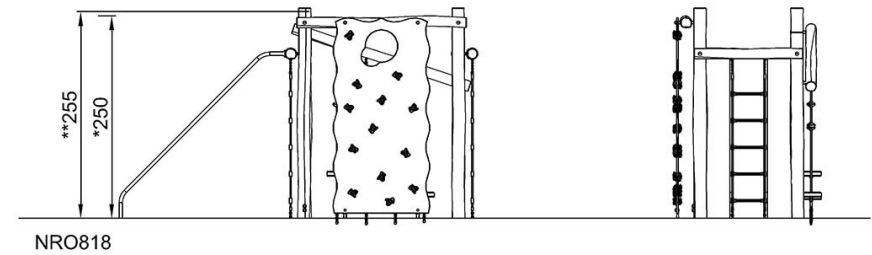
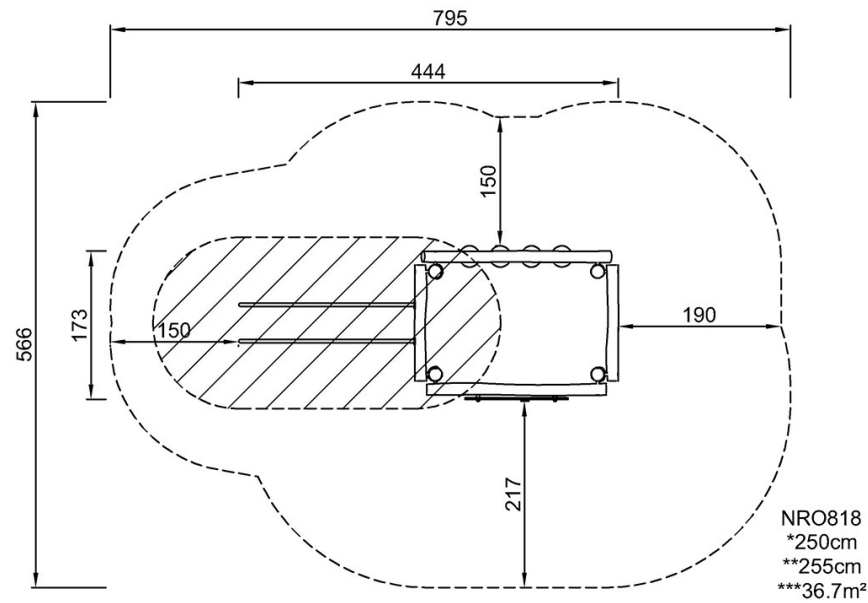


# Climbing Structure

NRO818

\* Max fall height | \*\* Total height | \*\*\* Safety surfacing area

\* Max fall height | \*\* Total height



[Click to see TOP VIEW](#)

[Click to see SIDE VIEW](#)