



Hideaway Cottage


NRC100401



Wow, we can play that together! The fun play activities attract all children to come play, repeatedly. The spacious, low steps to the slide offer open, ground-level based access. This enables all children to socialize or access the play tower. The accessible stairway and the net with big mesh each offer their play motivation, and the net is a nice place to climb or hang.

Looping the accesses and the slide is not only great fun. It also trains children's balance and cross-coordination. These motor skills are fundamental for movement stability, and they influence children's physical and social-emotional development: training muscles when climbing, balance when sliding, and gaining confidence in daring and succeeding.

Item no. NRC100401-1021	
General Product Information	
Dimensions LxWxH	555x462x433 cm
Age group	2 - 5
Play capacity (users)	11
Colour options	 



Hideaway Cottage

NRC100401



Crawl-through hole

Physical: the hole allows for crawling through, developing cross-coordination, proprioception and spatial awareness. **Social-Emotional:** cooperation and turn-taking when negotiating who goes first through the hole. **Cognitive:** understanding space, shape and measures when seeing if the body fits through the hole.



Climbing net

Physical: children develop cross-body coordination and muscle strength when climbing. The big meshes allow for climbing and crawling through, supporting proprioception and spatial awareness. **Social-Emotional:** the big meshes allow for more children to sit together and talk.



Supportive handholds

Physical: handhold provides good grip for less confident climbers. Pulling yourself up and in trains upper body muscles. **Social-Emotional:** allows for a range of physical abilities to enter independently and securely, supporting play for all.



Double slide

Physical: sliding develops spatial awareness and a sense of balance. Furthermore, the core muscles are trained when sitting upright going down. **Social-Emotional:** invites socializing, supports parent-child and peer-to-peer play. **Cognitive:** young children train their understanding of space, speed and distances when sliding down quickly.

Hideaway Cottage

NRC100401



All Organic Robinia products by KOMPAN are made of Robinia wood from sustainable European sources. On request it can be supplied as FSC® Certified (FSC® C004450).



Transparent brown pigmented and colored parts, are coated with water-based paint and pigment that is environmentally friendly and with excellent UV resistance. The paint and pigment is in compliance with EN 71 Part 3.



The products are preassembled from the factory to ensure all safety requirements are considered. Please note that each Robinia fantasy structure will have its own unique appearance because of the natural shape of the individual wood posts.

Item no. NRC100401-1021	
Installation Information	
Max. fall height	226 cm
Safety surfacing area	56.8 m²
Total installation time	31.0
Excavation volume	3.01 m³
Concrete volume	1.98 m³
Footing depth (standard)	100 cm
Shipment weight	1,770 kg
Anchoring options	In-ground ✓
Warranty Information	
Corocord rope	10 years
Hollow PE parts	10 years
Robinia wood	15 years
Spare parts guaranteed	10 years
Stainless steel components	Lifetime



There are Multiple footing options for all products: Surface anchoring with steel footings and expansion bolts. Wood in-ground or steel in-ground footings.



The stainless-steel activities are made of high-quality stainless steel. The steel is cleaned by a total pickling process after manufacturing to ensure a smooth and clean gliding surfaces.



The slides can be chosen in six different colors and three materials: Straight or curved one-piece molded PE slides, made from 33% recycled post-consumer materials in different colours. Combined EcoCore™ sides and stainless-steel. Full stainless steel in one piece design for more vandalism proof solutions.

Elevated activities 2	Accessible elevated activities	Accessible ground level activities	Accessible ground level play types
Present	2	1	1
Required	1	1	1

CSA
Z614
compliant

Sustainability Data

NRC100401



Cradle to Gate A1-A3	Total CO ₂ emission	CO ₂ e/kg	Recycled materials
	kg CO ₂ e	kg CO ₂ e/kg	%
NRC100401-1021	400.16	0.26	2.91

The overall framework applied for these factors is the Environmental Product Declaration (EPD), which quantifies "environmental information on the life cycle of a product and enable comparisons between products fulfilling the same function" (ISO, 2006). This follows the structure and applies a Life-Cycle Assessment approach to the entire Product stage from raw material through manufacturing (A1-A3))

Kompan A/S
C.F. Tietgens Boulevard 32C
DK-5220 Odense SØ
Denmark



Verification of CO₂ calculation of: Nature play



Data version no. 2023-10-05

The CO₂ calculation and data are in compliance with the principles of a carbon footprint impact according to the GHG protocol (Greenhouse Gas Protocol), Scope 3, cradle to gate related to all individual components in the product category: "Nature play" represented by item no.: NRO409-0621.

(Scope 3 emissions include emission sources in the upstream and downstream value chain).

Date: 30. October 2023 | Valid until: 30. October 2025
Verified by:

Julie Marie Vejsgaard Larsen, LCA & EPD Consultant

Verification based on report: Validation of CO₂ calculation of 9 categories of Kompan product line, version 1.0, prepared by: Bureau Veritas HSE, Denmark: Julie M. V. Larsen.

Publication date: 30. October 2023

By Bureau Veritas HSE
www.bureauveritas.dk
+45 7731 1000

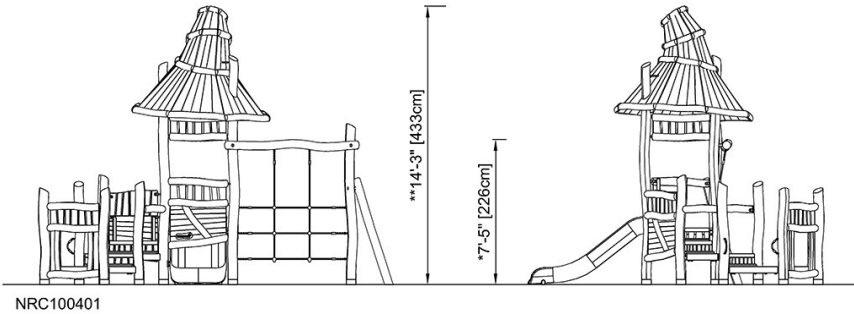
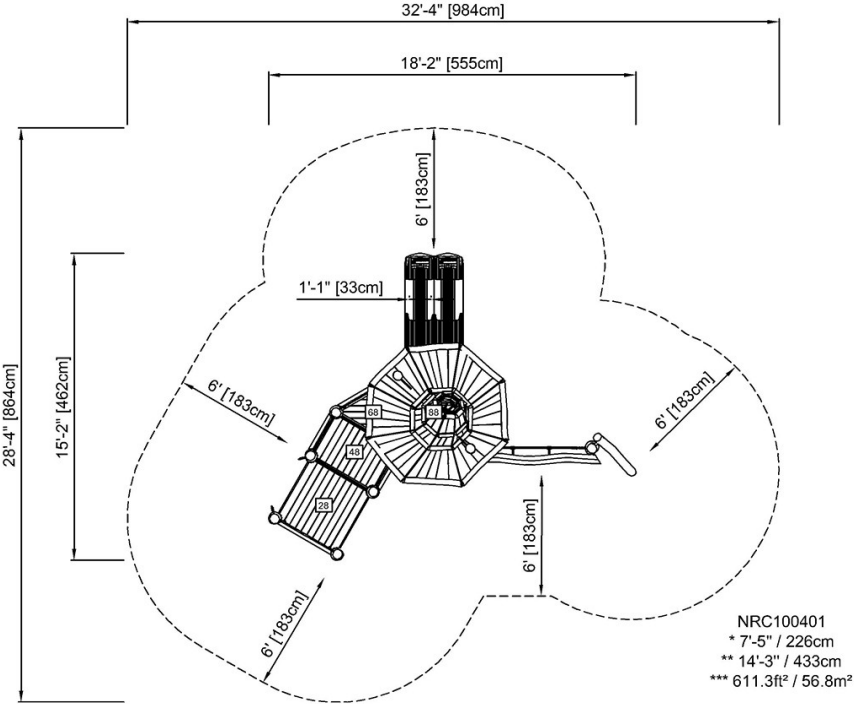


Hideaway Cottage

NRC100401

* Max fall height | ** Total height | *** Safety surfacing area

* Max fall height | ** Total height



[Click to see TOP VIEW](#)

[Click to see SIDE VIEW](#)