

Warlock's Escape


NRC400101



Item no. NRC400101-1021

General Product Information

Dimensions LxWxH	51'2"x30'7"x17'10"
Age group	5 - 12
Play capacity (users)	34
Color options	 



Children love to climb, crawl, run, and slide, and Warlock's Escape offers exactly that. With its organic shapes and various play opportunities, children will repeatedly return here to play. Looping the structure is not only great fun. Climbing, crawling, and balancing also support the children's motor skills ABC: agility, balance, and coordination. These are

fundamental for children to feel movement security. The stomach-tickling slide also trains balance, and a well-trained sense of balance is fundamental for being able to sit still and concentrate.

The curly climber trains coordination and proprioception, as well as logical thinking when

placing arms and legs right for rotating downwards. When passing each other on the Inclined Net Bridge or waiting their turn on the swaying Climb Trail, children develop empathy and turn-taking skills.

Warlock's Escape

NRC400101



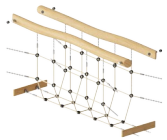
Climb trail

Physical: the rubbery, swaying discs train children's cross-coordination, sense of balance and arm and leg muscles. This builds movement confidence. **Social-Emotional:** the discs make great destinations and meeting point, and take cooperation when crossing others on the way.



Hammock bed

Physical: swaying back and forth develops the sense of balance and spatial awareness, both important for judging distances and navigating space confidently. **Social-Emotional:** swaying, sharing and meeting with groups of friends. Turn-taking skills, when deciding who is pushing and who is swaying.



Net bridge, inclined

Physical: walking the open net up or downwards develops balance and spatial awareness. **Social-Emotional:** interaction with children outside, socializing. Cooperation and consideration, e.g. when passing others.



Wobble bridge

Physical: the sense of balance and space, and training of posture. Important for motor control and confidence in moving. **Social-Emotional:** cooperation, turn-taking and thrill when jumping the steps.



Curly climber

Physical: coordination and proprioception are supported when placing arms and legs correctly for going down. Sense of balance when rotating. Arm muscles for holding tight. **Social-Emotional:** empathy stimulated by turn-taking. **Cognitive:** logical thinking when placing arms and legs right for rotating downward.



Double slide

Physical: sliding develops spatial awareness and a sense of balance. Furthermore, the core muscles are trained when sitting upright going down. **Social-Emotional:** invites socializing, supports parent-child and peer-to-peer play.



Sewing Panel

Physical: Hand-eye coordination is trained in fitting the string through the holes. This benefits children's motor skills e.g. when writing. **Social-Emotional:** Cooperating on fitting the string through the openings trains turn-taking, empathy and negotiation. **Cognitive:** Fitting the string through the holes supports logical thinking and rules understanding. **Creative:** the string length and various holes allow the children to make different patterns.

Warlock's Escape

NRC400101



All Organic Robinia products by KOMPAN are made of Robinia wood from sustainable European sources. On request it can be supplied as FSC® Certified (FSC® C004450).




Robinia products are available in three different wood treatment options: untreated Robinia wood or brown painted with a pigment that maintains the wood color and colored version with paint of selected components.



The products are preassembled from the factory to ensure all safety requirements are considered. Please note that each Robinia fantasy structure will have its unique appearance because of the natural shape of the individual wood posts.

Item no. NRC400101-1021	
Installation Information	
Max. fall height	9'8"
Safety surfacing area	1500ft²
Total installation time	89.0
Excavation volume	10.88yd³
Concrete volume	6.67yd³
Footing depth (standard)	3'3"
Shipment weight	10123lbs
Anchoring options	In-ground ✓
Warranty Information	
Corocord Rope	10 Years
Hollow PE Parts	10 Years
Robinia Wood	10 Years
Spare Parts Availability	10 Years
Stainless steel components	Lifetime



There are Multiple footing options for all products: Surface anchoring with steel footings and expansion bolts. Wood in-ground or steel in-ground footings.



The stainless-steel activities are made of high-quality stainless steel. The steel is cleaned by a total pickling process after manufacturing to ensure a smooth and clean gliding surfaces.



The slides can be chosen in six different colors and three materials: Straight or curved one-piece molded PE slides. Combined EcoCore™ sides and stainless steel. Full stainless steel in a one-piece design for more vandalism-proof solutions.

Elevated activities 9	Accessible elevated activities	Accessible ground level activities	Accessible ground level play types
Present	9	3	3
Required	5	3	3

**ASTM
F1487**
compliant

Sustainability Data

NRC400101



Cradle to Gate A1-A3	Total CO ₂ emission	CO ₂ e/kg	Recycled materials
	kg CO ₂ e	kg CO ₂ e/kg	%
NRC400101-1021	1,463.46	0.34	3.42

The overall framework applied for these factors is the Environmental Product Declaration (EPD), which quantifies "environmental information on the life cycle of a product and enable comparisons between products fulfilling the same function" (ISO, 2006). This follows the structure and applies a Life-Cycle Assessment approach to the entire Product stage from raw material through manufacturing (A1-A3))

Kompan A/S
C.F. Tietgens Boulevard 32C
DK-5220 Odense SØ
Denmark



Verification of CO₂ calculation of: Nature play



Data version no. 2023-10-05

The CO₂ calculation and data are in compliance with the principles of a carbon footprint impact according to the GHG protocol (Greenhouse Gas Protocol), Scope 3, cradle to gate related to all individual components in the product category: "Nature play" represented by item no.: NRO409-0621.

(Scope 3 emissions include emission sources in the upstream and downstream value chain).

Date: 30. October 2023 | Valid until: 30. October 2025
Verified by:

Julie Marie Vejsgaard Larsen, LCA & EPD Consultant

Verification based on report: Validation of CO₂ calculation of 9 categories of Kompan product line, version 1.0, prepared by: Bureau Veritas HSE, Denmark: Julie M. V. Larsen.

Publication date: 30. October 2023

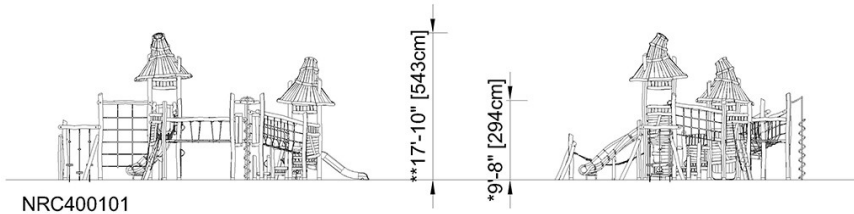
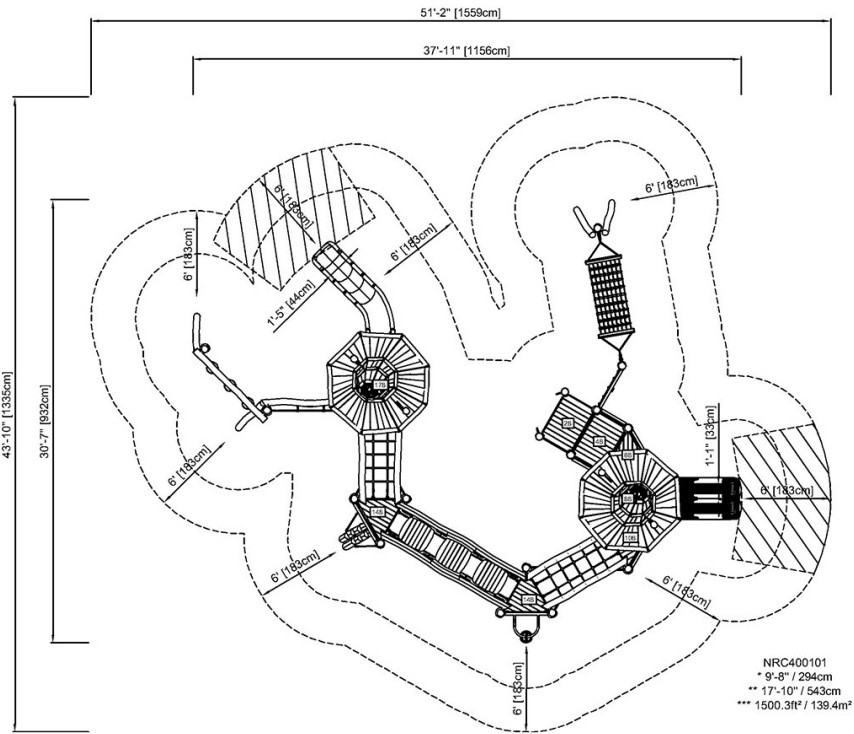


Warlock's Escape

NRC400101

* Max fall height | ** Total height | *** Safety surfacing area

* Max fall height | ** Total height



[Click to see TOP VIEW](#)

[Click to see SIDE VIEW](#)