



Ocean Giant L

PCT110321



Item no. PCT110321-0901	
General Product Information	
Dimensions LxWxH	938x1028x651 cm
Age group	6+
Play capacity (users)	30
Colour options	



WOW! The Ocean Giant L's sky-high climb-slide-meet features attract children hugely. The Giant offers a unique variety of speedy sliding, gentle swaying and not least challenging climbing activities. All these are in a see-through tower, promoting thrill and social interaction. All this ensures vigorous play, over and over. The slides are main attractions. The

open and closed slide and the challenging banister bars offer each their fast ride. Severe fun, stimulating social-emotional skills such as self-regulation and empathy. The varied climbing activities add choice: the tall, transparent climbs add thrill. Climbing here trains the cross-coordination, the sense of space and the condition. On ground level the

swaying hammock, low climbing walls and rope access with pods add opportunities for all to play, socialize and participate in the fun.



Ocean Giant L

PCT110321



Peak climber

Physical: cross coordination & muscle strength are developed when climbing & crawling across the uneven ropes. Balance & spatial awareness are supported. **Social-Emotional:** turn-taking and socialising skills are supported when sitting with friends and interacting across.



Transparent panels with graphic

Social-Emotional: the see-through panel allows you to watch and contact friends on ground level when up high. **Cognitive:** the see through-effect adds a feeling of thrill and the graphic suggests a theme and supports dramatic play.



Banister bars

Physical: supports coordination, arm and core muscles. Landing strengthens bone density. **Social-Emotional:** turn-taking and risk-taking.



Movable hammock

Physical: sense of balance when swaying, body pressure when lying. Support users lying or seated. **Social-Emotional:** meeting, pushing friends gently back and forth, turn-taking. **Creative:** changing direction and position of hammock.



Climbing wall

Physical: develops children's cross coordination, eye-hand coordination, and muscle strength when climbing. **Social-Emotional:** two-sided climb invites cooperation.



Long tube slide


Physical: sliding develops spatial awareness and the sense of balance. **Social-Emotional:** height ensures extra speed and thrill. Stimulates empathy by turn-taking and consideration of others.

Ocean Giant L

PCT110321



Panels of 19mm EcoCore™. EcoCore™ is a highly durable, eco-friendly material, which is not only recyclable after use but also consists of a core produced from 100% recycled material.



All decks are supported by unique designed low-carbon aluminum profiles with multiple attachment options. The grey colored molded decks are made of 75% post-consumer waste PP material with a non-skid pattern and texture surface.



The main posts have an alloy with improved tensile and yield strength to ensure the structural integrity of the high towers are maintained. The posts have a hot-dip galvanised base and powder coated top finish which ensure longevity.

Item no. PCT110321-0901	
Installation Information	
Max. fall height	284 cm
Safety surfacing area	84.3 m²
Total installation time	102.0 hours
Excavation volume	10.32 m³
Concrete volume	4.24 m³
Footing depth (standard)	90 cm
Shipment weight	2,025 kg
Anchoring options	In-ground ✓ Surface ✓
Warranty Information	
EcoCore HDPE	Lifetime
PP Decks	10 years
Ropes & Nets	10 years
Spare Parts Guarantee	10 years
Steel post HDG	Lifetime



Panels are manufactured from high-quality polycarbonate with a thickness of 15mm. The graphic prints are added by a unique multi-layer print process where the inner layer is the image and outer transparent layer functions as protection. Both PC panel and the water-based lacquer are UV stabilised to prevent fading.



Fully welded steel frame with 45° cross welded steel grid of round steel pins with a diameter of 4mm. The airflow panel contributes to the overall structural integrity of the GIANT towers.



Curved and straight tunnel slide of either PE or stainless-steel material and supported by multiple steel rods to a centre steel post. The tunnel slides are designed with perfect curve and inclination for a playful ride.



Sustainability Data

PCT110321



Cradle to Gate A1-A3	Total CO ₂ emission	CO ₂ e/kg	Recycled materials
	kg CO ₂ e	kg CO ₂ e/kg	%
PCT110321-0901	4,889.77	2.95	57.18

The overall framework applied for these factors is the Environmental Product Declaration (EPD), which quantifies "environmental information on the life cycle of a product and enable comparisons between products fulfilling the same function" (ISO, 2006). This follows the structure and applies a Life-Cycle Assessment approach to the entire Product stage from raw material through manufacturing (A1-A3))

Kompan A/S

C.F. Tietgens Boulevard 32C
DK-5220 Odense SØ
Denmark



Verification of CO₂ calculation of: Play systems



Data version no. 2023-10-05

The CO₂ calculation and data are in compliance with the principles of a carbon footprint impact according to the GHG protocol (Greenhouse Gas Protocol), Scope 3, cradle to gate related to all individual components in the product category: "Play systems" represented by item no.: PCM200321-0950.

(Scope 3 emissions include emission sources in the upstream and downstream value chain).

Date: 30. October 2023 | Valid until: 30. October 2025

Verified by:

Julie Marie Vejsgaard Larsen, LCA & EPD Consultant

Verification based on report: Validation of CO₂ calculation of 9 categories of Kompan product line, version 1.0, prepared by: Bureau Veritas HSE, Denmark: Julie M. V. Larsen.

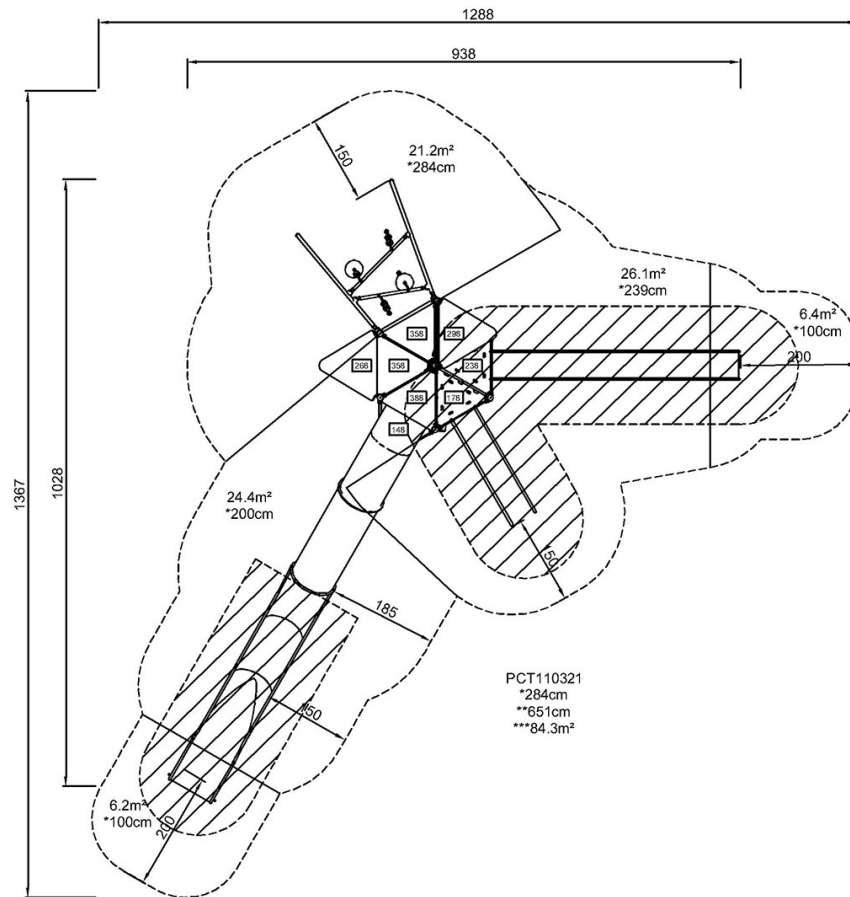
Publication date: 30. October 2023

By Bureau Veritas HSE
www.bureauveritas.dk
+45 7731 1000



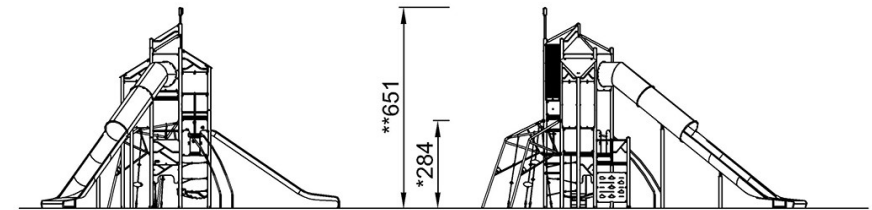
PCT110321

* Max fall height | ** Total height | *** Safety surfacing area



[Click to see TOP VIEW](#)

* Max fall height | ** Total height



PCT110321

[Click to see SIDE VIEW](#)