



Balance Beam, Round

PCM80621



Item no. PCM80621-0901	
General Product Information	
Dimensions LxWxH	227x13x45 cm
Age group	4+
Play capacity (users)	2
Colour options	



The Balance Beam is a great playground classic, that attracts children again and again. It can function as playground glue, connecting activities and friends. It can also function as a point for a break, providing seating for children sharing, or parents or carers in need of a point from which to observe the children play. When children balance across the Balance Beam,

they train their equilibrium immensely. The sense of balance is a fundamental motor skill, that is basic for the development of all other skills. The sense of balance for instance makes it possible for children to sit still and concentrate. So the fun of physical play supports child development. The spaciousness allows for ample social interaction and

cooperative play.




Balance Beam, Round

PCM80621




Balance beam

Physical: trains the sense of balance, fundamental for all other motor skills that makes it possible to navigate the world confidently and securely. **Social-Emotional:** turn-taking skills and negotiation when crossing each other on the beam. Room for a seated rest and exchange.



Balance Beam, Round

PCM80621



Main posts with hot dip galvanized steel footing are available in different materials: Pressure impregnated pine wood posts. Pre-galvanized inside and outside with powder coated top finish steel posts. Lead free aluminum with color anodized top finish. Greenline TexMade posts of 95% post-consumer recycled PE and textile waste.

The steel surfaces are hot-dip galvanised inside and outside with lead-free zinc. The galvanisation has excellent corrosion resistance in outside environments and requires low maintenance.

Item no. PCM80621-0901	
Installation Information	
Max. fall height	40 cm
Safety surfacing area	14.3 m²
Total installation time	2.5
Excavation volume	0.06 m³
Concrete volume	0.03 m³
Footing depth (standard)	90 cm
Shipment weight	36 kg
Anchoring options	Surface ✓ In-ground ✓
Warranty Information	
HDG Post	Lifetime
Post	10 years
Spare Parts Guarantee	10 years



Sustainability Data

PCM80621



Cradle to Gate A1-A3	Total CO ₂ emission	CO ₂ e/kg	Recycled materials
	kg CO ₂ e	kg CO ₂ e/kg	%
PCM80621-0901	77.66	3.14	45.85

The overall framework applied for these factors is the Environmental Product Declaration (EPD), which quantifies "environmental information on the life cycle of a product and enable comparisons between products fulfilling the same function" (ISO, 2006). This follows the structure and applies a Life-Cycle Assessment approach to the entire Product stage from raw material through manufacturing (A1-A3))



Kompan A/S
C.F. Tietgens Boulevard 32C
DK-5220 Odense SØ
Denmark



Verification of CO₂ calculation of: Freestanding play equipment



Data version no. 2023-10-05

The CO₂ calculation and data are in compliance with the principles of a carbon footprint impact according to the GHG protocol (Greenhouse Gas Protocol), Scope 3, cradle to gate related to all individual components in the product category: "Freestanding play equipment" represented by item no.: GXY916012-3417.

(Scope 3 emissions include emission sources in the upstream and downstream value chain).

Date: 30. October 2023 | Valid until: 30. October 2025
Verified by:

Julie Marie Vejsgaard Larsen, LCA & EPD Consultant

Verification based on report: Validation of CO₂ calculation of 9 categories of Kompan product line, version 1.0, prepared by: Bureau Veritas HSE, Denmark: Julie M. V. Larsen.

Publication date: 30. October 2023

By Bureau Veritas HSE
www.bureauveritas.dk
+45 7731 1000

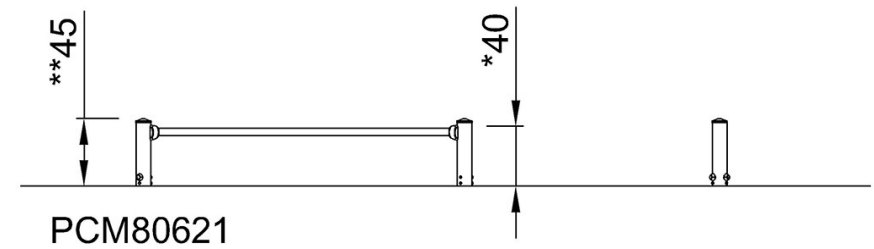
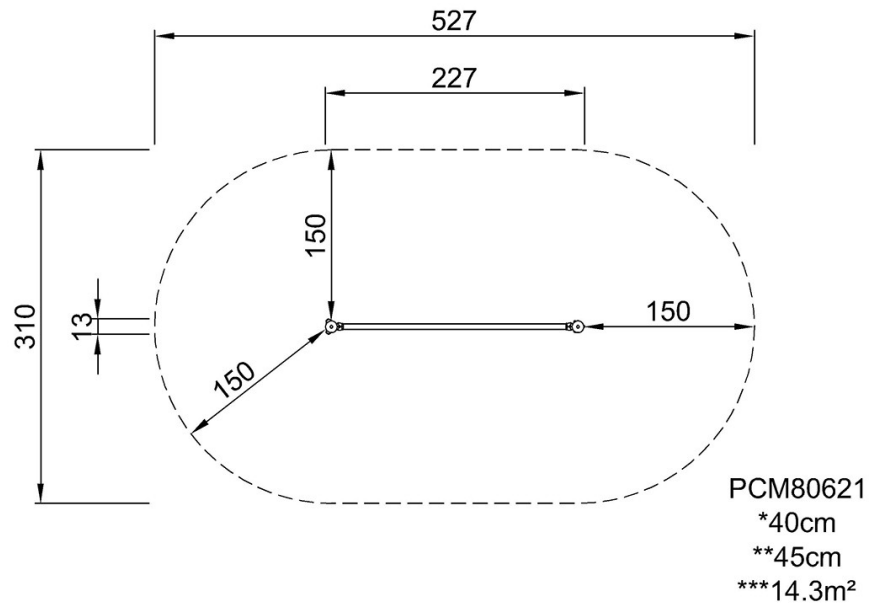


Balance Beam, Round

PCM80621

* Max fall height | ** Total height | *** Safety surfacing area

* Max fall height | ** Total height



[Click to see TOP VIEW](#)

[Click to see SIDE VIEW](#)