


# Balance Beam

KPL819



Item no. KPL819-0601

## General Product Information

Dimensions LxWxH	300x10x30 cm
Age group	4+
Play capacity (users)	2
Colour options	



Balancing is always an attractive activity to children. This balancing beam invites children to compete individually or against other children. Through play children train and develop their balance and coordination, but they also use the balancing beam as a nice place to gather.



# Balance Beam

KPL819



## Balance beam

**Physical:** trains the sense of balance, fundamental for all other motor skills that makes it possible to navigate the world confidently and securely. **Social-Emotional:** turn-taking skills and negotiation when crossing each other on the beam. Room for a seated rest and exchange.



# Balance Beam

KPL819



Beams are made of pine wood from sustainable European sources. The wood is pressure impregnated Class 3 with Tanalith E3475 according to EN335 (Equivalent to NTR Class AB).

The steel surfaces are hot dip galvanised inside and outside with lead free zinc and with powder coated top-finish. The galvanisation has excellent corrosion resistance in outside environments and requires low maintenance.

Item no. KPL819-0601	
<b>Installation Information</b>	
Max. fall height	30 cm
Safety surfacing area	16.6 m <sup>2</sup>
Total installation time	1.1
Excavation volume	0.30 m <sup>3</sup>
Concrete volume	0.13 m <sup>3</sup>
Footing depth (standard)	60 cm
Shipment weight	27 kg
Anchoring options	In-ground ✓ Surface ✓
<b>Warranty Information</b>	
Hot dip galvanised steel	Lifetime
Pinewood	10 years
Spare parts guaranteed	10 years



# Sustainability Data

KPL819



Cradle to Gate A1-A3	Total CO <sub>2</sub> emission	CO <sub>2</sub> e/kg	Recycled materials
	kg CO <sub>2</sub> e	kg CO <sub>2</sub> e/kg	%
<b>KPL819-0601</b>	26.56	0.97	15.54

The overall framework applied for these factors is the Environmental Product Declaration (EPD), which quantifies "environmental information on the life cycle of a product and enable comparisons between products fulfilling the same function" (ISO, 2006). This follows the structure and applies a Life-Cycle Assessment approach to the entire Product stage from raw material through manufacturing (A1-A3))

**Kompan A/S**  
 C.F. Tietgens Boulevard 32C  
 DK-5220 Odense SØ  
 Denmark



## Verification of CO<sub>2</sub> calculation of: Freestanding play equipment



Data version no. 2023-10-05

The CO<sub>2</sub> calculation and data are in compliance with the principles of a carbon footprint impact according to the GHG protocol (Greenhouse Gas Protocol), Scope 3, cradle to gate related to all individual components in the product category: "Freestanding play equipment" represented by item no.: GXY916012-3417.

(Scope 3 emissions include emission sources in the upstream and downstream value chain).

**Date: 30. October 2023 | Valid until: 30. October 2025**

Verified by:

Julie Marie Vejsgaard Larsen, LCA & EPD Consultant

Verification based on report: Validation of CO<sub>2</sub> calculation of 9 categories of Kompan product line, version 1.0, prepared by: Bureau Veritas HSE, Denmark: Julie M. V. Larsen.

**Publication date: 30. October 2023**

By Bureau Veritas HSE  
 www.bureauveritas.dk  
 +45 7731 1000

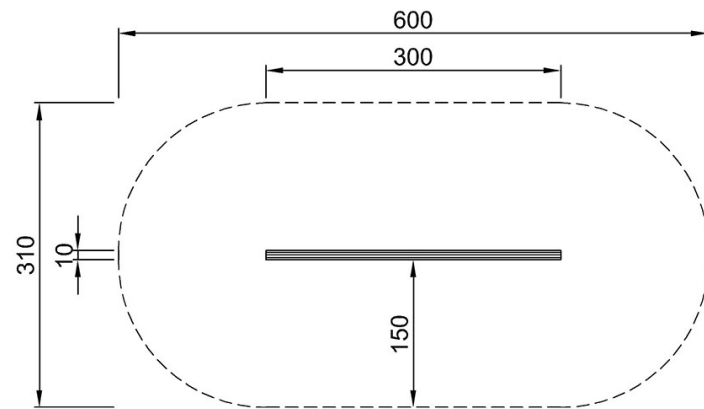


# Balance Beam

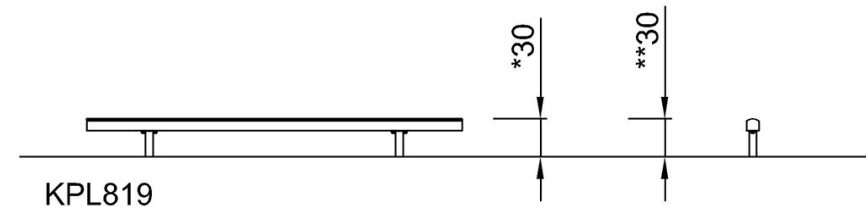
KPL819

\* Max fall height | \*\* Total height | \*\*\* Safety surfacing area

\* Max fall height | \*\* Total height



KPL819  
\*30cm  
\*\*30cm  
\*\*\*16.6m<sup>2</sup>



KPL819

[Click to see TOP VIEW](#)

[Click to see SIDE VIEW](#)