

Trader

PCE50321






The Trader, with its fine enclosed play space, is an opportunity for quieter play. The panels support sand play, and the sand-transporting funnels stimulate the child's understanding of object permanence: although you can't see something, like sand in a pipe, the sand is still there. The sand scoop panel adds activities for fine motor skills, but also trains logical thinking.

When positioned correctly sand can be shifted from one scoop to the next. The fun climb panel invites shifting things through holes, but also adds a low climb-and-crawl over activity, creating two spaces: the inside and outside. The three sides have different heights, generating varied points for social interaction. The Trader can be used by many children, on

the inside as well as outside.



Item no. PCE50321-0603	
General Product Information	
Dimensions LxWxH	179x176x303 cm
Age group	2 - 5
Play capacity (users)	6
Colour options	  



Trader

PCE50321



Desk

Social-Emotional: fine meeting place and a space creator. Sharing and cooperation from both sides create a social scenario that supports communication and cooperation.



Wall climber

Physical: crawling up supports cross coordination and trains major muscle groups.



Funnel

Social-Emotional: trains cooperation and turn-taking as children put materials into the funnel. **Cognitive:** the passing of materials through funnels supports the children's logical thinking and for younger children the understanding of object permanence: that materials don't vanish but run through at the other end.



Changeable sand funnel

Social-Emotional: supports cooperation and turn-taking as children pour water or materials into the funnel. **Cognitive:** the passing of materials through funnels develops children's logical thinking, for younger children the understanding of object permanence: that materials do not vanish, but run through. **Creative:** the sand funnel can be turned, creating new directions of dispensing materials.




Sand scoops panel

Physical: hand eye coordination and push-pull movements. **Social-Emotional:** invites cooperation due to the two-sidedness and provides for parallel play. **Cognitive:** logical thinking: cause and effect understanding when running scoops in grooves or shifting materials from scoop to scoop. **Creative:** shifting scoops, creating new scoop positions.

Trader

PCE50321



The Curved ELEMENTS panels are moulded of UV stabilised recyclable PE using 33% post-consumer recycled material. With multiple options for in-build play features that also ensures a strong panel solution. Straight panels are made of KOMPAN 19mm HDPE EcoCore™ which is a highly durable, ecofriendly and recyclable material made from +95% PCM.



ELEMENTS decks are made of 17.8mm thick HPL supported by a unique designed aluminum frame with multiple attachment options by usage of aluminum connectors. The main posts are made of high quality pre-galvanised steel with powder coated top finish. Post tops are closed with caps of UV stabilised nylon (PA6).



The ELEMENTS roofs are made of recyclable PE made from 33% post consumer recycled materials with a minimum wall thickness of 5 mm to ensure high durability in all climates around the world. The steel pipes are hot dip galvanised inside and outside for maximum durability.



ELEMENTS products are available in three different colour combinations: classic blue & green, blossom orange & yellow, nature lime and green.

Item no. PCE50321-0603	
Installation Information	
Max. fall height	0 cm
Safety surfacing area	0.0 m²
Total installation time	7.5
Excavation volume	0.39 m³
Concrete volume	0.27 m³
Footing depth (standard)	60 cm
Shipment weight	177 kg
Anchoring options	Surface ✓ In-ground ✓
Warranty Information	
Curved panels	10 years
EcoCore HDPE	Lifetime
Hot dip galvanised steel	Lifetime
Post	10 years
Spare parts guaranteed	10 years

Elevated activities 0	Accessible elevated activities	Accessible ground level activities	Accessible ground level play types
Present	0	3	2
Required	0	3	2

**CSA
Z614**
compliant

Sustainability Data

PCE50321



Cradle to Gate A1-A3	Total CO ₂ emission	CO ₂ e/kg	Recycled materials
	kg CO ₂ e	kg CO ₂ e/kg	%
PCE50321-0603	311.82	2.41	50.68

The overall framework applied for these factors is the Environmental Product Declaration (EPD), which quantifies "environmental information on the life cycle of a product and enable comparisons between products fulfilling the same function" (ISO, 2006). This follows the structure and applies a Life-Cycle Assessment approach to the entire Product stage from raw material through manufacturing (A1-A3))

KOMPAN
Let's play

Kompan A/S

C.F. Tietgens Boulevard 32C
DK-5220 Odense SØ
Denmark



Verification of CO₂ calculation of: Play systems



Data version no. 2023-10-05

The CO₂ calculation and data are in compliance with the principles of a carbon footprint impact according to the GHG protocol (Greenhouse Gas Protocol), Scope 3, cradle to gate related to all individual components in the product category: "Play systems" represented by item no.: PCM200321-0950.

(Scope 3 emissions include emission sources in the upstream and downstream value chain).

Date: 30. October 2023 | Valid until: 30. October 2025

Verified by:

Julie Marie Vejsgaard Larsen, LCA & EPD Consultant

Verification based on report: Validation of CO₂ calculation of 9 categories of Kompan product line, version 1.0, prepared by: Bureau Veritas HSE, Denmark: Julie M. V. Larsen.

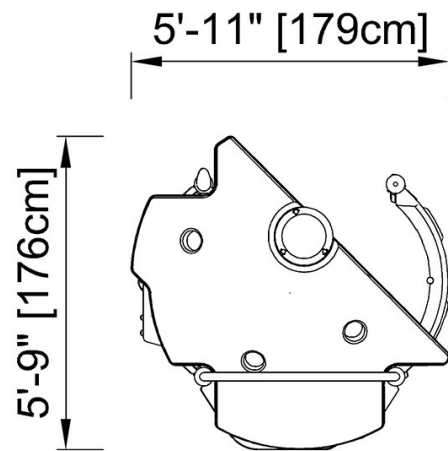
Publication date: 30. October 2023

By Bureau Veritas HSE
www.bureauveritas.dk
+45 7731 1000

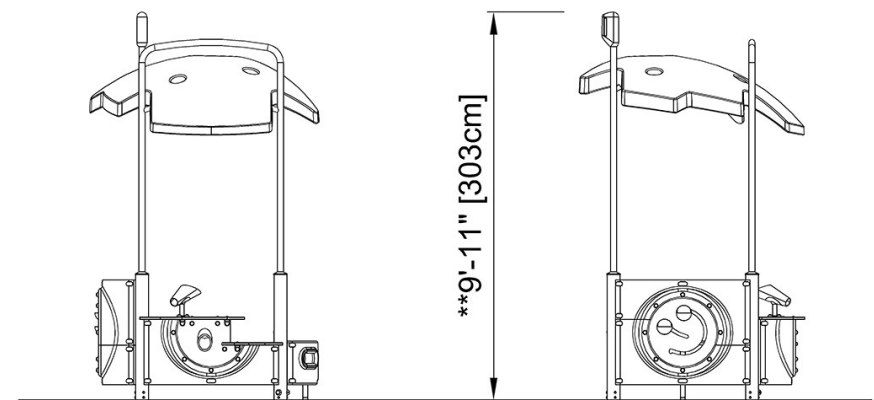


* Max fall height | ** Total height | *** Safety surfacing area

* Max fall height | ** Total height



PCE50321
** 9'-11" / 303cm



PCE50321

[Click to see TOP VIEW](#)

[Click to see SIDE VIEW](#)