

Police Car

KPL512



Item no. KPL512-0611

General Product Information

Dimensions LxWxH	86x133x90 cm
Age group	6m+
Play capacity (users)	4
Colour options	



The Police Car signals play loud and clear and attracts infants and toddlers time and again. The cute rounded shapes and the vibrant colours attract children's attention, and the manipulative steering wheel, gear and yellow headlight spheres can be handled and turned again and again. The car has three compartments, two of which are relatively open

to the front and rear. They both offer ample seating, and the rear also features two tinkering tables. The themes of traffic and cars are well-known to toddlers. They take a starting point in the toddlers' near world and offer the scope of going into the wider world. Dramatic play scenarios such as visiting family are played out repeatedly in the Police Car. This is

an important contribution to the development of language skills and literacy.



Police Car

KPL512




Police car bed

Social-Emotional: the police car bed allows for more children to be together and share. Important life skills like consideration and turn-taking are built.



Theme

Cognitive: suggests a theme and supports dramatic play, which stimulates language and communication skills.



Window

Social-Emotional: invites interaction between sides and cooperative play.



Bench

Social-Emotional: gathering, cooperating or taking a break from play - all train social skills.



Turning wheel

Cognitive: the manipulative item stimulates cause and effect understanding.

Police Car

KPL512



Panels of 19mm EcoCore™. EcoCore™ is a highly durable, eco friendly material, which is not only recyclable after use, but also consists of material produced from +95% recycled post consumer material from food packing waste.



Seats are made of 22 mm thick plywood made from alder and pine wood. Both sides are covered by 2 layers of phenolic film with anti slip net pattern. All cutting edges are sealed with paint to ensure long lifetime.



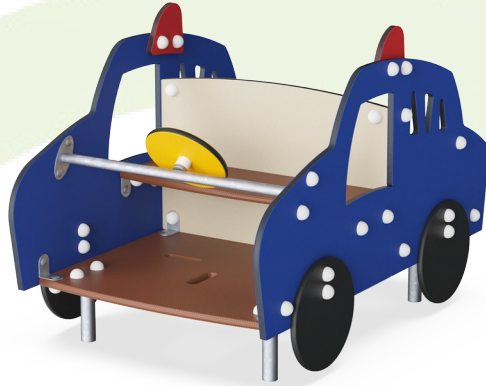
The steel surfaces are hot dip galvanised inside and outside with lead free zinc. The galvanisation has excellent corrosion resistance in outside environments and requires low maintenance.

Item no. KPL512-0611	
Installation Information	
Max. fall height	43 cm
Safety surfacing area	14.7 m ²
Total installation time	4.5
Excavation volume	0.18 m ³
Concrete volume	0.00 m ³
Footing depth (standard)	50 cm
Shipment weight	101 kg
Anchoring options	In-ground ✓ Surface ✓
Warranty Information	
EcoCore HDPE	Lifetime
Hot dip galvanised steel	Lifetime
Plywood	5 years
Spare parts guaranteed	10 years



Sustainability Data

KPL512



Cradle to Gate A1-A3	Total CO₂ emission	CO₂e/kg	Recycled materials
	kg CO ₂ e	kg CO ₂ e/kg	%
KPL512-0611	93.89	1.53	49.93

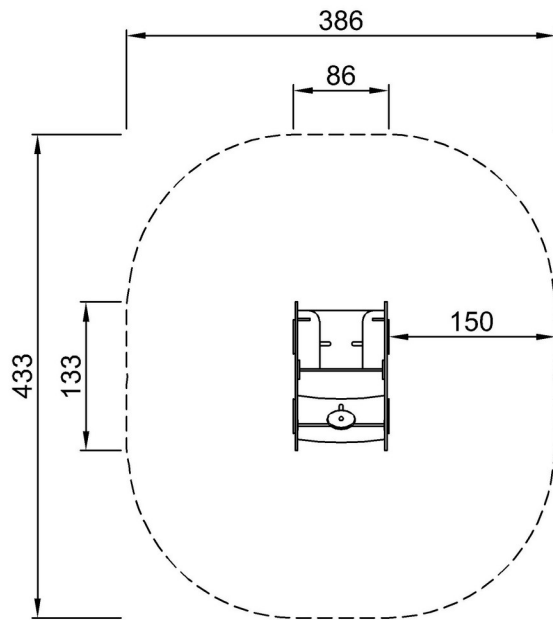
The overall framework applied for these factors is the Environmental Product Declaration (EPD), which quantifies "environmental information on the life cycle of a product and enable comparisons between products fulfilling the same function" (ISO, 2006). This follows the structure and applies a Life-Cycle Assessment approach to the entire Product stage from raw material through manufacturing (A1-A3))

Police Car

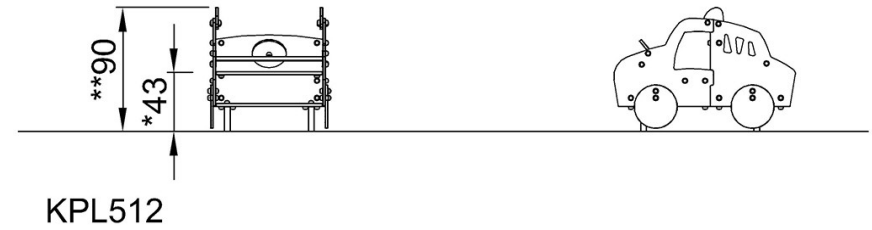
KPL512

* Max fall height | ** Total height | *** Safety surfacing area

* Max fall height | ** Total height



KPL512
*43cm
**90cm
***14.7m²



[Click to see TOP VIEW](#)

[Click to see SIDE VIEW](#)