


# Warlock's Escape

NRC200301



Item no. NRC200301-1021	
General Product Information	
Dimensions LxWxH	1080x769x543 cm
Age group	6+
Play capacity (users)	24
Colour options	



Children love to climb, run, sway, and slide, and children can do so repeatedly on Warlock's Escape. Children can have a challenging and swaying climb across the Wackle Bridge and Climb Trail, training their sense of balance and cross-coordination. Cross-coordination stimulates cross-modal perception, necessary for skills such as reading. The Climb Trail and

Hammock offer swaying meeting points to be together with friends, and develop social-emotional skills, such as cooperation, empathy, and turn-taking. Climbing the structure, e.g. traversing the Climbing Log, can be rewarded with a stomach-tickling ride down the slide or a glide down the Banister Bars. The Banister Bars support coordination when going down,

and train arm and core muscles. Landing strengthens bone density, which is built for life in childhood. Warlock's Escape influences both children's physical and social-emotional development.

# Warlock's Escape

NRC200301



## Climb trail

**Physical:** all muscles are used to hold tight when crossing the trail. Additionally, children stimulate balance, coordination and spatial awareness. These support the ability to navigate securely in space. **Social-Emotional:** turn-taking and consideration of others when climbing through. These skills are hard to teach but easy to learn in play.



## Hammock bed

**Physical:** swaying back and forth trains the sense of balance and spatial awareness, both important for judging distances and navigating space confidently. **Social-Emotional:** swaying, sharing and meeting with groups of friends. Turn-taking skills, when deciding who is pushing and who is swaying.



## Climbing log

**Physical:** supports cross coordination and leg, arm and hand strength. **Social-Emotional:** the inclination and support rope makes for secure climbing for younger children. Children use cooperation and turn-taking skills when passing one another.



## Banister bars

**Physical:** coordination is supported when going down, as well as arm and core muscles. Landing strengthens bone density, which is built for life in childhood. **Social-Emotional:** turn-taking and risk-taking.



## Wackle bridge

**Physical:** the sense of balance and space, and training of posture. Important for motor control and confidence in moving. **Social-Emotional:** cooperation, turn-taking and thrill when jumping the steps.



## Curved slide

**Physical:** sliding develops spatial awareness and a sense of balance. Furthermore, the core muscles are trained when sitting upright going down. **Social-Emotional:** empathy stimulated by turn-taking.



## Log climbing ladder

**Physical:** supports cross coordination, proprioception and spatial awareness. Leg and core muscles are used intensely. Upper body muscles are developed when children pull themselves upwards on the ropes. **Social-Emotional:** learning about turn-taking and empathy.

# Warlock's Escape

NRC200301



All Organic Robinia products by KOMPAN are made of Robinia wood from sustainable European sources. On request it can be supplied as FSC® Certified (FSC® C004450).



Transparent brown pigmented and colored parts, are coated with water-based paint and pigment that is environmentally friendly and with excellent UV resistance. The paint and pigment is in compliance with EN 71 Part 3.



The products are preassembled from the factory to ensure all safety requirements are considered. Please note that each Robinia fantasy structure will have its own unique appearance because of the natural shape of the individual wood posts.



There are Multiple footing options for all products: Surface anchoring with steel footings and expansion bolts. Wood in-ground or steel in-ground footings.



The stainless-steel activities are made of high-quality stainless steel. The steel is cleaned by a total pickling process after manufacturing to ensure a smooth and clean gliding surfaces.



The slides can be chosen in six different colors and three materials: Straight or curved one-piece molded PE slides, made from 33% recycled post-consumer materials in different colours. Combined EcoCore™ sides and stainless-steel. Full stainless steel in one piece design for more vandalism proof solutions.

Item no. NRC200301-1021

### Installation Information

Max. fall height	210 cm
Safety surfacing area	98.8 m <sup>2</sup>
Total installation time	68.7
Excavation volume	5.59 m <sup>3</sup>
Concrete volume	3.37 m <sup>3</sup>
Footing depth (standard)	100 cm
Shipment weight	3,841 kg
Anchoring options	In-ground ✓

### Warranty Information

Corocord rope	10 years
Hollow PE parts	10 years
Robinia wood	15 years
Spare parts guaranteed	10 years
Stainless steel components	Lifetime



# Sustainability Data

NRC200301



Cradle to Gate A1-A3	Total CO <sub>2</sub> emission	CO <sub>2</sub> e/kg	Recycled materials
	kg CO <sub>2</sub> e	kg CO <sub>2</sub> e/kg	%
<b>NRC200301-1021</b>	1,080.79	0.32	3.32

The overall framework applied for these factors is the Environmental Product Declaration (EPD), which quantifies "environmental information on the life cycle of a product and enable comparisons between products fulfilling the same function" (ISO, 2006). This follows the structure and applies a Life-Cycle Assessment approach to the entire Product stage from raw material through manufacturing (A1-A3))

**Kompan A/S**  
 C.F. Tietgens Boulevard 32C  
 DK-5220 Odense SØ  
 Denmark



## Verification of CO<sub>2</sub> calculation of: Nature play



Data version no. 2023-10-05

The CO<sub>2</sub> calculation and data are in compliance with the principles of a carbon footprint impact according to the GHG protocol (Greenhouse Gas Protocol), Scope 3, cradle to gate related to all individual components in the product category: "Nature play" represented by item no.: NRO409-0621.

(Scope 3 emissions include emission sources in the upstream and downstream value chain).

**Date: 30. October 2023 | Valid until: 30. October 2025**

**Verified by:**

Julie Marie Vejsgaard Larsen, LCA & EPD Consultant

Verification based on report: Validation of CO<sub>2</sub> calculation of 9 categories of Kompan product line, version 1.0, prepared by: Bureau Veritas HSE, Denmark: Julie M. V. Larsen.

**Publication date: 30. October 2023**

**By Bureau Veritas HSE**  
 www.bureauveritas.dk  
 +45 7731 1000

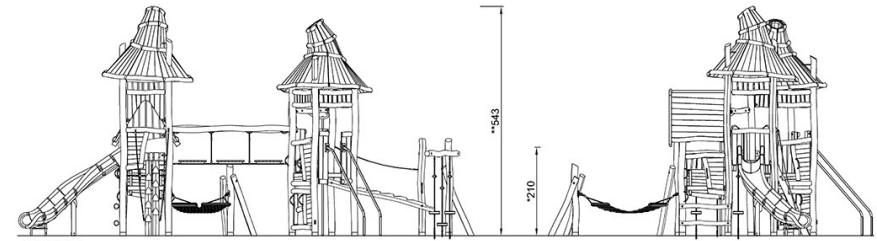
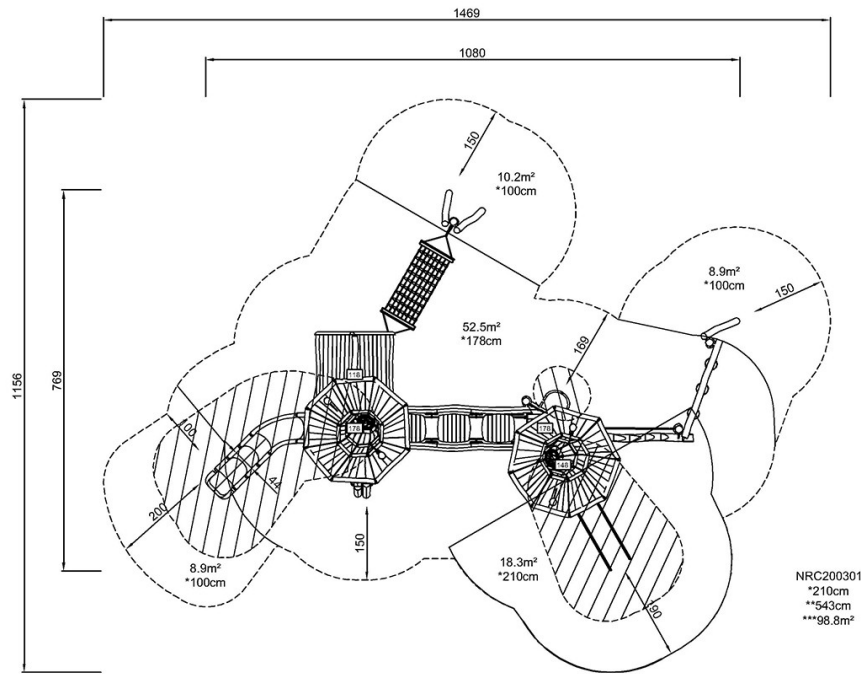


# Warlock's Escape

NRC200301

\* Max fall height | \*\* Total height | \*\*\* Safety surfacing area

\* Max fall height | \*\* Total height



[Click to see TOP VIEW](#)

[Click to see SIDE VIEW](#)