





Traveler

PCE200621



Item no. PCE200621-0602	
General Product Information	
Dimensions LxWxH	580x320x343 cm
Age group	1+
Play capacity (users)	18
Colour options	  



Wow! The Traveler is a fantastic structure that will inspire play for toddlers, and support longer playtimes. Physical development will be enhanced by sliding and moving around and within the structure, strengthening muscles and coordination skills. These experiences are enhanced by a design which encourages social play in such areas as the flower panel, sand

scoops, bubble window and the desk. Social play strengthens children's ability to cooperate and get along with others and their ability to empathize and make friends. This structure also strongly supports creative and cognitive play with features that respond to the child's actions, such as the flower panel, and sand scoops. The desk area is also a great social

meeting point and a place to play creatively with materials. This structure is perfect for supporting all areas of development through active play.



Traveler

PCE200621



Slide

Physical: develops spatial awareness, sense of balance and trains core muscles when sitting upright going down. **Social-Emotional:** empathy stimulated by turn-taking. **Cognitive:** young children develop their understanding of space, speed and distances when sliding down.



Desk

Social-Emotional: fine meeting place and a space creator. Sharing and cooperation from both sides to create a social scenario that supports communication and cooperation.



Flower panel

Social-Emotional: invites cooperation due to the two-sides and provides for parallel play. **Cognitive:** stimulates cause and effect and logical thinking: sounds are made when the flower moves through the grooves **Creative:** children can leave their mark, placing the flowers in different positions.



Bubble window

Social-Emotional: invites interaction between outside and inside. **Cognitive:** distorts the sound of the voice, developing logical thinking.



Bridge

Physical: cross coordination, spatial awareness. **Social-Emotional:** transparency invite cooperation with children on the outside.



Sand scoops panel

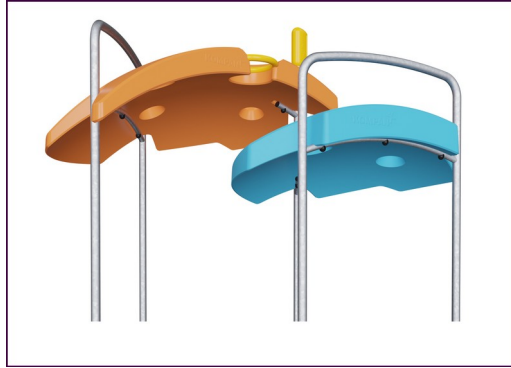
Physical: hand eye coordination and push-pull movements. **Social-Emotional:** invites cooperation due to the two-sides and provides for parallel play. **Cognitive:** logical thinking: cause and effect, when running scoops in grooves or shifting materials between scoops. **Creative:** shifting scoops, creating new scoop positions.

Traveler

PCE200621



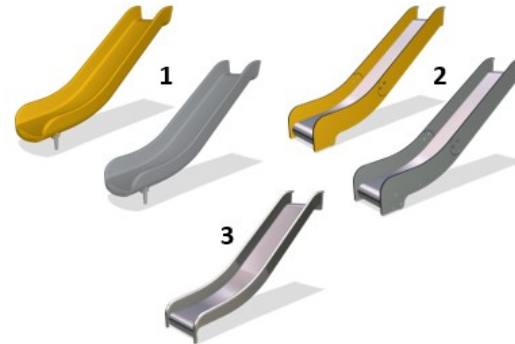
The Curved ELEMENTS panels are moulded of UV stabilised recyclable PE with multiple options for in-built play features that also ensures a strong panel solution. Straight panels are made of KOMPAN 19mm PE EcoCore™ which is a highly durable, eco-friendly and recyclable material.



The ELEMENTS roofs are made of recyclable PE with a minimum wall thickness of 5 mm to ensure high durability in all climates around the world. The steel pipes are hot-dip galvanised inside and outside for maximum durability.




ELEMENTS products are available in three different colour combinations: 1. classic blue, green2. blossom, orange, yellow3. nature lime, green



The slides are available in either moulded PE in different colours or in full stainless steel - AISI304 t= 2mm.



The main posts are made of high quality pre-galvanized steel with powder coated top finish. Post tops are closed with caps of UV stabilized nylon (PA6). The grey colored moulded decks are made of 75% post-consumer ocean waste PP material with a non-skid pattern and textured surface. All decks are supported by uniquely designed, low-carbon aluminum profiles with multiple attachment options.



ELEMENTS rubber membranes are conveyor belt made of layers of rubber mixed of natural rubber and SBR rubber and embedded with layers of armouring made of woven PE and PA. The thickness 8mm ensures high durability in any environment.

Item no. PCE200621-0602

Installation Information

Max. fall height	100 cm
Safety surfacing area	36.6 m²
Total installation time	19.3 hours
Excavation volume	0.69 m³
Concrete volume	0.27 m³
Footing depth (standard)	60 cm
Shipment weight	550 kg
Anchoring options	Surface ✓ In-ground ✓

Warranty Information

EcoCore HDPE	Lifetime
Post	10 years
PP Decks	10 years
Ropes & Nets	10 years
Spare Parts Guarantee	10 years



Sustainability Data

PCE200621



Cradle to Gate A1-A3	Total CO ₂ emission	CO ₂ e/kg	Recycled materials
	kg CO ₂ e	kg CO ₂ e/kg	%
PCE200621-0602	1,080.56	2.42	50.03

The overall framework applied for these factors is the Environmental Product Declaration (EPD), which quantifies "environmental information on the life cycle of a product and enable comparisons between products fulfilling the same function" (ISO, 2006). This follows the structure and applies a Life-Cycle Assessment approach to the entire Product stage from raw material through manufacturing (A1-A3))

Verification of CO₂ calculation of: Play systems



Data version no. 2023-10-05

The CO₂ calculation and data are in compliance with the principles of a carbon footprint impact according to the GHG protocol (Greenhouse Gas Protocol), Scope 3, cradle to gate related to all individual components in the product category: "Play systems" represented by item no.: PCM200321-0950.

(Scope 3 emissions include emission sources in the upstream and downstream value chain).

Date: 30. October 2023 | Valid until: 30. October 2025

Verified by:

Julie Marie Vejsgaard Larsen, LCA & EPD Consultant

Verification based on report: Validation of CO₂ calculation of 9 categories of Kompan product line, version 1.0, prepared by: Bureau Veritas HSE, Denmark: Julie M. V. Larsen.

Publication date: 30. October 2023



By Bureau Veritas HSE
www.bureauveritas.dk
+45 7731 1000

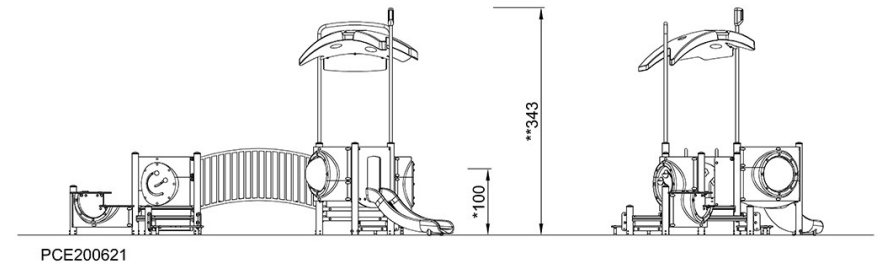
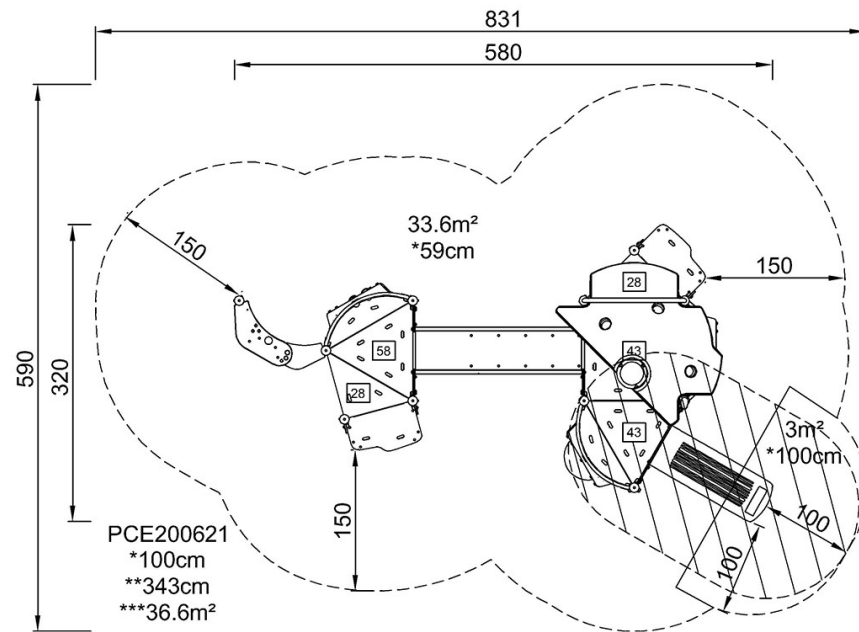


Traveler

PCE200621

* Max fall height | ** Total height | *** Safety surfacing area

* Max fall height | ** Total height



[Click to see TOP VIEW](#)

[Click to see SIDE VIEW](#)