



Toddler Allotment House

M410



Item no. M41000-3118P	
General Product Information	
Dimensions LxWxH	139x117x119 cm
Age group	6m+
Play capacity (users)	8
Colour options	



Toddlers like to recognise well-known elements and be in familiar surroundings. Recognition and repetition helps support language development and stimulate curiosity, all helping to expand the vocabulary and the knowledge of the world, through play.



Toddler Allotment House

M410



Theme

Cognitive: suggests a theme and supports dramatic play, which stimulates language and communication skills.



Desk

Social-Emotional: fine meeting place and a space creator. Sharing and cooperation from both sides create a social scenario that supports communication and cooperation.



Turn disk and sound creator

Social-Emotional: spurs group play and conversations with its two-sidedness.
Cognitive: logical thinking, understanding numeracy. **Creative:** creating sounds when the spheres run through grooves.



Themed element

Cognitive: set a tangible theme and thus spur dramatic play. Dramatic play is a great trainer of language skills.



Window

Social-Emotional: invites interaction between sides and cooperative play.



Megaphone

Social-Emotional: inspires communication and turn-taking skills. **Cognitive:** distortion of sound evokes curiosity and stimulates an understanding of cause and effect.

Toddler Allotment House

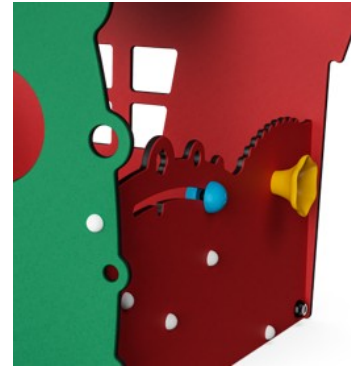
M410




Panels of 19mm EcoCore™. EcoCore™ is a highly durable, eco friendly material, which is not only recyclable after use, but also consists of material produced from +95% recycled post consumer material from food packing waste.



Floor is made of HPL with a thickness 10 mm and non skid surface texture according to EN 438-6. KOMPAN HPL has high wearing strength to ensure long lifetime in all climates.



Play activities like the Megaphone are made of injection moulded high quality nylon (PA6). PA6 has good wearing and impact strength and is UV stabilised.



Edge protection is made of PUR. It retains its properties in the temperature range of -30°C to 60°C. Material is UV stabilised.

Item no. M41000-3118P	
Installation Information	
Max. fall height	30 cm
Safety surfacing area	16.3 m ²
Total installation time	5.8
Excavation volume	0.09 m ³
Concrete volume	0.00 m ³
Footing depth (standard)	34 cm
Shipment weight	153 kg
Anchoring options	In-ground ✓ Surface ✓
Warranty Information	
EcoCore HDPE	Lifetime
HPL decks	15 years
Movable parts	2 years
Spare parts guaranteed	10 years



Sustainability Data

M410



Cradle to Gate A1-A3	Total CO ₂ emission	CO ₂ e/kg	Recycled materials
	kg CO ₂ e	kg CO ₂ e/kg	%
M41000-3118P	131.15	1.23	73.59

The overall framework applied for these factors is the Environmental Product Declaration (EPD), which quantifies "environmental information on the life cycle of a product and enable comparisons between products fulfilling the same function" (ISO, 2006). This follows the structure and applies a Life-Cycle Assessment approach to the entire Product stage from raw material through manufacturing (A1-A3))

Kompan A/S
 C.F. Tietgens Boulevard 32C
 DK-5220 Odense SØ
 Denmark



Verification of CO₂ calculation of: Themed play systems



Data version no. 2023-10-05

The CO₂ calculation and data are in compliance with the principles of a carbon footprint impact according to the GHG protocol (Greenhouse Gas Protocol), Scope 3, cradle to gate related to all individual components in the product category: "Themed play systems" represented by item no.: MSC641100-3717P.

(Scope 3 emissions include emission sources in the upstream and downstream value chain).

Date: 30. October 2023 | Valid until: 30. October 2025

Verified by:

Julie Marie Vejsgaard Larsen, LCA & EPD Consultant

Verification based on report: Validation of CO₂ calculation of 9 categories of Kompan product line, version 1.0, prepared by: Bureau Veritas HSE, Denmark: Julie M. V. Larsen.

Publication date: 30. October 2023

By Bureau Veritas HSE
 www.bureauveritas.dk
 +45 7731 1000

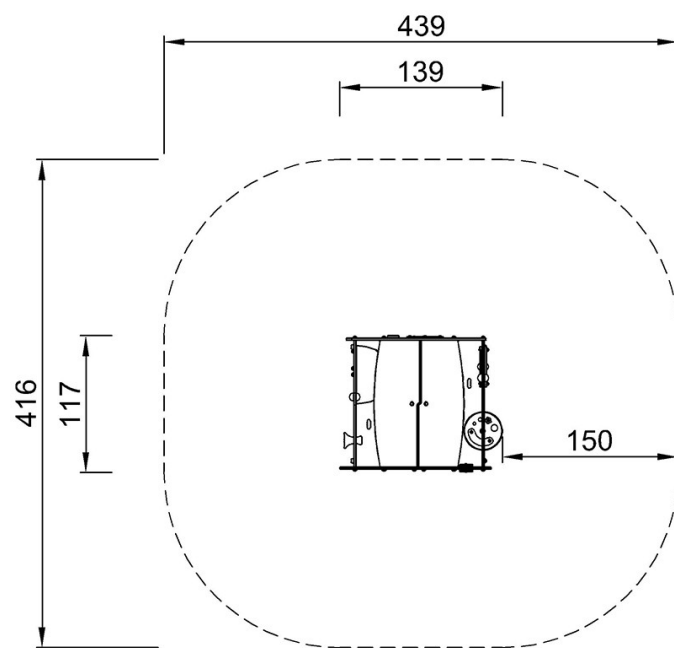


Toddler Allotment House


M410

* Max fall height | ** Total height | *** Safety surfacing area

* Max fall height | ** Total height



M41000
*0cm
**119cm
***16.3m²



M41000

[Click to see TOP VIEW](#)

[Click to see SIDE VIEW](#)