

Home & Garden


MSC542102



Item no. MSC542102-3417P

General Product Information

Dimensions LxWxH	194x218x170 cm
Age group	6m - 4
Play capacity (users)	16
Colour options	



Amazing! The adorable Home & Garden play frame combination sets the stage for endless hours of dramatic play and play explorations. The thrill in almost getting lost in the different corners is immense for toddlers. The richness of tactile detail support explorative play and adds to the play duration. The spaces under the box bench, in the garden and house space,

offer graduated play. The transparency of the Home & Garden allows children to play from the outside. This is invited with many tactile activities and openings, supporting cooperative play and social-development. The manipulative items train cause-and-effect understanding, too, stimulating logical thinking. The recognizable themes inspire dramatic play, which is

known to develop language and communication skills. The Home & Garden is playful learning of life skills.



Home & Garden

MSC542102



Broad table platform

Physical: cross coordination and spatial awareness when crawling over and under. This trains secure navigation of space.

Social-Emotional: space for meeting, resting and socializing. **Cognitive:** dark green horizontal panel and the sand colored vertical panels support the understanding of space.



Themed element

Cognitive: set a tangible theme and thus spur dramatic play. Dramatic play is a great trainer of language skills.



Play sphere

Social-Emotional: can be played from both sides, encouraging cooperation. **Cognitive:** cause and effect understanding. **Creative:** leave a mark and place the spheres at different positions.



Crawl-through hole with curtains

Physical: the hole allows for climbing and crawling through, developing cross coordination, proprioception and spatial awareness. **Social-Emotional:** cooperation and turn-taking when playing with friends on the other side. **Cognitive:** understanding of object permanence: things can disappear without being gone forever – a thrilling insight.



Den

Physical: crawling through the possible openings trains spatial awareness. **Social-Emotional:** the enclosed space invites social play for two or three children.



Desk with sieve

Social-Emotional: children can gather and store materials, cooperate and take a break together. **Creative:** sand can be shifted through the sieve, for understanding of cause and effect and object permanence.



Bench

Social-Emotional: gathering, cooperating or taking a break from play - all train social skills.

Home & Garden


MSC542102



Panels of 19mm EcoCore™. EcoCore™ is a highly durable, eco friendly material, which is not only recyclable after use, but also consists of material produced from +95% recycled post consumer material from food packing waste.



The steel surfaces are hot dip galvanised inside and outside with lead free zinc. The galvanisation has excellent corrosion resistance in outside environments and requires low maintenance.



Play spheres are made of PP. PP has good wearing and impact resistance.



Straps are made of soft and bendable woven bands. Base material of straps is PP which has good wearing and impact resistance.



Sand strainer is made of high-quality stainless steel to ensure durability of the product.

Item no. MSC542102-3417P	
Installation Information	
Max. fall height	45 cm
Safety surfacing area	27.9 m²
Total installation time	11.8
Excavation volume	0.32 m³
Concrete volume	0.00 m³
Footing depth (standard)	60 cm
Shipment weight	257 kg
Anchoring options	In-ground ✓ Surface ✓
Warranty Information	
EcoCore HDPE	Lifetime
Hot dip galvanised steel	Lifetime
Membrane	2 years
Movable parts	2 years
Spare parts guaranteed	10 years

Elevated activities 0	Accessible elevated activities	Accessible ground level activities	Accessible ground level play types
Present	0	1	1
Required	0	1	1



Sustainability Data

MSC542102



Cradle to Gate A1-A3	Total CO ₂ emission	CO ₂ e/kg	Recycled materials
	kg CO ₂ e	kg CO ₂ e/kg	%
MSC542102-3417P	232.59	1.27	83.27

The overall framework applied for these factors is the Environmental Product Declaration (EPD), which quantifies "environmental information on the life cycle of a product and enable comparisons between products fulfilling the same function" (ISO, 2006). This follows the structure and applies a Life-Cycle Assessment approach to the entire Product stage from raw material through manufacturing (A1-A3))

Kompan A/S
C.F. Tietgens Boulevard 32C
DK-5220 Odense SØ
Denmark



Verification of CO₂ calculation of: Themed play systems



Data version no. 2023-10-05

The CO₂ calculation and data are in compliance with the principles of a carbon footprint impact according to the GHG protocol (Greenhouse Gas Protocol), Scope 3, cradle to gate related to all individual components in the product category: "Themed play systems" represented by item no.: MSC641100-3717P.

(Scope 3 emissions include emission sources in the upstream and downstream value chain).

Date: 30. October 2023 | Valid until: 30. October 2025
Verified by:

Julie Marie Vejsgaard Larsen, LCA & EPD Consultant

Verification based on report: Validation of CO₂ calculation of 9 categories of Kompan product line, version 1.0, prepared by: Bureau Veritas HSE, Denmark: Julie M. V. Larsen.

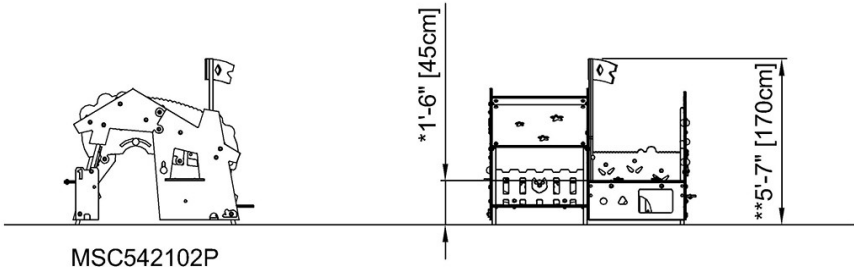
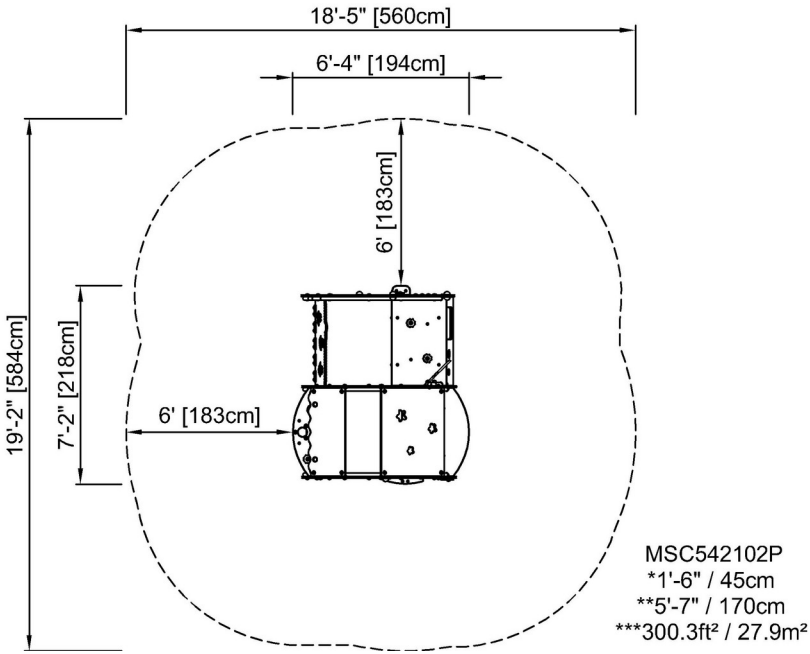
Publication date: 30. October 2023

By Bureau Veritas HSE
www.bureauveritas.dk
+45 7731 1000



* Max fall height | ** Total height | *** Safety surfacing area

* Max fall height | ** Total height



[Click to see TOP VIEW](#)

[Click to see SIDE VIEW](#)