


# Bewitched Tower

NRC100201



Item no. NRC100201-1021	
General Product Information	
Dimensions LxWxH	521x285x543 cm
Age group	6+
Play capacity (users)	21
Color options	



WOW, it is a Bewitched tower! With climbing, sliding and gliding opportunities it will attract children to play again and again. The Log Ladder offers a fast way up, training muscles and cross-coordination, which stimulates cross-modal perception, a fundamental skill for literacy. When climbing the Rapella, leg and core muscles are used intensely. Upper body

muscles are developed when children pull themselves upwards in the ropes. Climbing the tower can be rewarded with a stomach-tickling ride down the slide or Fireman's pole. Sliding and gliding train the sense of balance, which is fundamental for being able to sit still and concentrate. The various activities on the Bewitched tower train children's social-

emotional and physical development: training coordination when climbing, training balance when sliding, developing turn-taking skills when passing others, and gaining confidence in daring and succeeding.

# Bewitched Tower

NRC100201




All Organic Robinia products by KOMPAN are made of Robinia wood from sustainable European sources. On request it can be supplied as FSC® Certified (FSC® C004450).

Transparent brown pigmented and colored parts, are coated with water-based paint and pigment that is environmentally friendly and with excellent UV resistance. The paint and pigment is in compliance with EN 71 Part 3.

The products are preassembled from the factory to ensure all safety requirements are considered. Please note that each Robinia fantasy structure will have its own unique appearance because of the natural shape of the individual wood posts.


Item no. NRC100201-1021	
Installation Information	
Max. fall height	178 cm
Safety surfacing area	40.6 m <sup>2</sup>
Total installation time	37.0
Excavation volume	2.27 m <sup>3</sup>
Concrete volume	1.40 m <sup>3</sup>
Footing depth (standard)	100 cm
Shipment weight	1,817 kg
Anchoring options	



There are Multiple footing options for all products: Surface anchoring with steel footings and expansion bolts. Wood in-ground or steel in-ground footings.



The stainless-steel activities are made of high-quality stainless steel. The steel is cleaned by a total pickling process after manufacturing to ensure a smooth and clean gliding surfaces.



The slides can be chosen in six different colors and three materials: Straight or curved one-piece molded PE slides, made from 33% recycled post-consumer materials in different colours. Combined EcoCore™ sides and stainless-steel. Full stainless steel in one piece design for more vandalism proof solutions.

**EN  
1176**  
compliant

# Sustainability Data

NRC100201



Cradle to Gate A1-A3	Total CO <sub>2</sub> emission	CO <sub>2</sub> e/kg	Recycled materials
	kg CO <sub>2</sub> e	kg CO <sub>2</sub> e/kg	%
<b>NRC100201-1021</b>	481.30	0.31	3.40

The overall framework applied for these factors is the Environmental Product Declaration (EPD), which quantifies "environmental information on the life cycle of a product and enable comparisons between products fulfilling the same function" (ISO, 2006). This follows the structure and applies a Life-Cycle Assessment approach to the entire Product stage from raw material through manufacturing (A1-A3))

**Kompan A/S**  
 C.F. Tietgens Boulevard 32C  
 DK-5220 Odense SØ  
 Denmark



## Verification of CO<sub>2</sub> calculation of: Nature play



Data version no. 2023-10-05

The CO<sub>2</sub> calculation and data are in compliance with the principles of a carbon footprint impact according to the GHG protocol (Greenhouse Gas Protocol), Scope 3, cradle to gate related to all individual components in the product category: "Nature play" represented by item no.: NRO409-0621.

(Scope 3 emissions include emission sources in the upstream and downstream value chain).

**Date: 30. October 2023 | Valid until: 30. October 2025**

**Verified by:**

Julie Marie Vejsgaard Larsen, LCA & EPD Consultant

Verification based on report: Validation of CO<sub>2</sub> calculation of 9 categories of Kompan product line, version 1.0, prepared by: Bureau Veritas HSE, Denmark: Julie M. V. Larsen.

**Publication date: 30. October 2023**

**By Bureau Veritas HSE**  
 www.bureauveritas.dk  
 +45 7731 1000

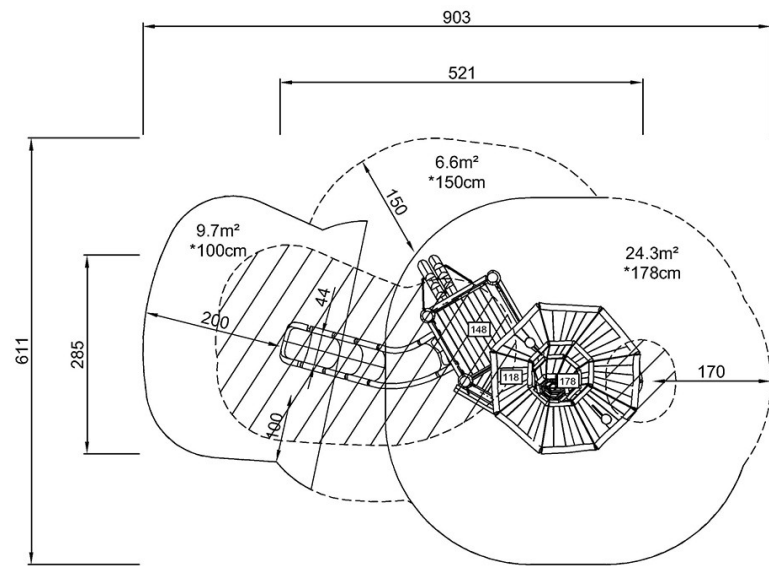


# Bewitched Tower

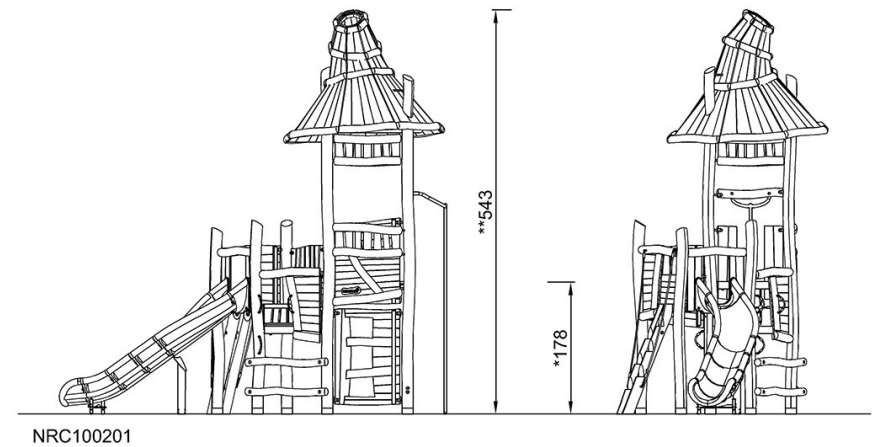
NRC100201

\* Max fall height | \*\* Total height | \*\*\* Safety surfacing area

\* Max fall height | \*\* Total height



NRC100201  
\*178cm  
\*\*543cm  
\*\*\*40.6m<sup>2</sup>



NRC100201

[Click to see TOP VIEW](#)

[Click to see SIDE VIEW](#)