


Play Tower with Net


PCM100432



Item no. PCM100432-0901

General Product Information

Dimensions LxWxH	19'11"x11'10"x9'2"
Age group	2 - 5
Play capacity (users)	20
Color options	  



This super play tower will attract children and encourage active physical play. The climbing net and ADA stairs provide age-appropriate challenges that will strengthen leg muscles and will provide a sense of accomplishment when it is mastered. Since there are multiple ways to climb, children can adjust their own challenges, and this results in extended play. The climbing

activities will support children's muscle development as well as their cross-coordination. These skills are important for health and well-being as well as for thinking and learning. For example, using both sides of your body to climb and navigate the structure stimulates both sides of the brain, essential for learning, particularly for literacy. Sliding down

the slide or gliding down the curly climber supports posture and balance, all important skills for young children, and great fun!



Play Tower with Net

PCM100432



Curly climber

Physical: coordination and proprioception are supported when placing arms and legs correctly for going down. Sense of balance when rotating. Arm muscles for holding tight. **Social-Emotional:** empathy stimulated by turn-taking. **Cognitive:** logical thinking when placing arms and legs right for rotating downward.



Accessible stairway

Physical: climbing the accessible stairway is for all and supports cross coordination as well as arm and leg muscles. For young children, walking stairs and alternating feet is developed. **Social-Emotional:** room for active breaks and adult helpers. An inclusive space.



Window

Social-Emotional: invites interaction between sides and cooperative play.



Slide

Physical: sliding develops spatial awareness and a sense of balance. Furthermore, the core muscles are trained when sitting upright going down. **Social-Emotional:** empathy stimulated by turn-taking. **Cognitive:** young children develop their understanding of space, speed and distances when sliding down quickly.



Desk

Social-Emotional: fine meeting place and a space creator. Sharing and cooperation from both sides create a social scenario that supports communication and cooperation.



Climbing net

Physical: children develop cross-body coordination and muscle strength when climbing. The big meshes allow for climbing and crawling through, supporting proprioception and spatial awareness. **Social-Emotional:** the big meshes allow for more children to sit together and talk.



Pipe ladder

Physical: cross coordination and eye-hand coordination are supported when children climb the ladder. The climbing also supports leg and arm muscles. **Social-Emotional:** learning about taking turns and cooperation.

Play Tower with Net

PCM100432




Panels of 19mm EcoCore™. EcoCore™ is a highly durable, eco friendly material, which is not only recyclable after use, but also consists of a core produced from 100% recycled material.



Main posts with hot-dip galvanized steel footing are available in different materials: Pressure impregnated pinewood posts. Pre-galvanized inside and outside with powder-coated top finish steel posts. Lead-free aluminum with color anodized top finish. Greenline TexMade posts of 100% post-consumer recycled PE and textile waste.



All decks are supported by uniquely designed low-carbon aluminum profiles with multiple attachment options. The grey-colored molded decks are made of 75% post-consumer ocean waste PP material with a non-skid pattern and texture surface.



Ropes are made of UV-stabilized PES rope strands with inner steel cable reinforcement. The polyester wrapping is inductively melted onto each strand to ensure excellent wear and tear resistance.



Wood version of FSC®-certified (FSC®C004450) pine wood with pressure impregnated base treatment and brown painted top finish. Vertical boards and top ends protected by a unique aluminum profile for high outdoor durability.

Item no. PCM100432-0901	
Installation Information	
Max. fall height	7'4"
Safety surfacing area	527ft²
Total installation time	18.8
Excavation volume	0.77yd³
Concrete volume	0.05yd³
Footing depth (standard)	2'11"
Shipment weight	1380lbs
Anchoring options	Surface ✓ In-ground ✓
Warranty Information	
EcoCore HDPE	Lifetime
Post	10 Years
PP Decks	10 Years
Ropes & nets	10 Years
Spare Parts Availability	10 Years

Elevated activities	Accessible elevated activities	Accessible ground level activities	Accessible ground level play types
Present			
Required			

Sustainability Data

PCM100432



Cradle to Gate A1-A3	Total CO ₂ emission	CO ₂ e/kg	Recycled materials
	kg CO ₂ e	kg CO ₂ e/kg	%
PCM100432-0950	828.94	1.58	71.89
PCM100432-0901	910.94	1.91	66.25

The overall framework applied for these factors is the Environmental Product Declaration (EPD), which quantifies "environmental information on the life cycle of a product and enable comparisons between products fulfilling the same function" (ISO, 2006). This follows the structure and applies a Life-Cycle Assessment approach to the entire Product stage from raw material through manufacturing (A1-A3))

KOMPAN
Let's play

Kompan A/S

C.F. Tietgens Boulevard 32C
DK-5220 Odense SØ
Denmark



Verification of CO₂ calculation of: Play systems



Data version no. 2023-10-05

The CO₂ calculation and data are in compliance with the principles of a carbon footprint impact according to the GHG protocol (Greenhouse Gas Protocol), Scope 3, cradle to gate related to all individual components in the product category: "Play systems" represented by item no.: PCM200321-0950.

(Scope 3 emissions include emission sources in the upstream and downstream value chain).

Date: 30. October 2023 | Valid until: 30. October 2025

Verified by:

Julie Marie Vejsgaard Larsen, LCA & EPD Consultant

Verification based on report: Validation of CO₂ calculation of 9 categories of Kompan product line, version 1.0, prepared by: Bureau Veritas HSE, Denmark: Julie M. V. Larsen.

Publication date: 30. October 2023

By Bureau Veritas HSE
www.bureauveritas.dk
+45 7731 1000



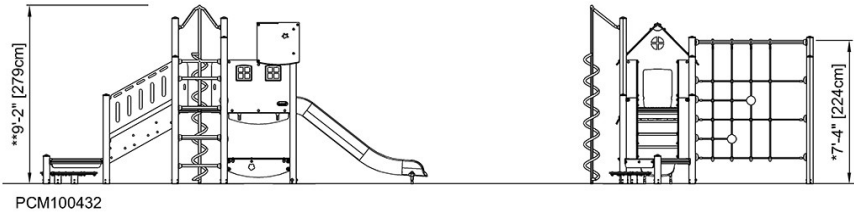
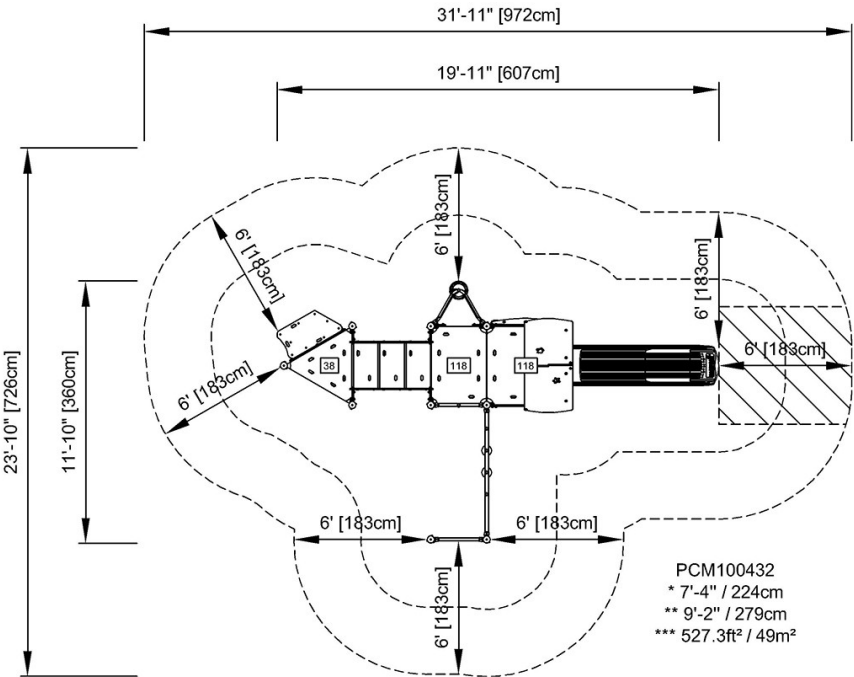
Play Tower with Net

PCM100432



* Max fall height | ** Total height | *** Safety surfacing area

* Max fall height | ** Total height



[Click to see TOP VIEW](#)

[Click to see SIDE VIEW](#)