





# Playhouse with Outside Desk

PCM001821



Item no. PCM001821-0601	
General Product Information	
Dimensions LxWxH	154x151x186 cm
Age group	6m - 5
Play capacity (users)	6
Colour options	  



This activity packed, home-themed playhouse will attract and excite toddlers again and again. There are several features that greatly increase play value; the scale of the house is perfect for toddlers, the flower window adds to the overall transparency so that children can play together from the outside and the inside of the house and the shop counter desk features a conveyor

belt made of small wheels, providing a great tactile sensation. The driving panel features a steering wheel creating dramatic play and the crawl-through panel encourages children to crawl and explore. These activities stimulate cross-modal perception, important for improving reading skills and support cross-coordination awareness which is key to

physical and cognitive development at this age.

# Playhouse with Outside Desk

PCM001821



## Theme

**Cognitive:** suggests a theme and supports dramatic play, which stimulates language and communication skills.



## Desk with conveyor belt

**Physical:** tactile stimulation from running hands over rolling spheres on conveyor belt.  
**Social-Emotional:** sharing and cooperation from both sides create a social scenario that supports communication and cooperation.  
**Cognitive:** supports dramatic play scenarios, trains cause and effect understanding.



## Gearshift panel

**Social-Emotional:** cooperation, turn-taking, sharing. **Cognitive:** suggests a theme and supports dramatic play, which stimulates language skills. Communication skills when explaining functionalities. **Creative:** changing the position of the gear, leaving your mark.



## Crawl-through hole

**Physical:** the hole allows for climbing and crawling through, developing cross coordination, proprioception and spatial awareness. **Social-Emotional:** cooperation and turn-taking when passing one another.



## Window

**Social-Emotional:** invites interaction between sides and cooperative play.

# Playhouse with Outside Desk

PCM001821



Panels of 19mm EcoCore™. EcoCore™ is a highly durable, eco friendly material, which is not only recyclable after use, but is also produced from +95% recycled post consumer material from food packing waste. Wooden panels of impregnated and brown painted pine wood with vertical steel profiles.



Main posts with hot dip galvanized steel footing are available in different materials: Pressure impregnated pine wood posts. Pre-galvanized inside and outside with powder coated top finish steel posts. Lead free aluminum with color anodized top finish. Greenline TexMade posts of 95% post-consumer recycled PE and textile waste.



All decks are supported by unique designed low-carbon aluminum profiles with multiple attachment options. The grey colored molded decks are made of 75% post-consumer waste PP material with a non-skid pattern and texture surface.

Item no. PCM001821-0601	
Installation Information	
Max. fall height	0 cm
Safety surfacing area	0.0 m²
Total installation time	6.7
Excavation volume	0.12 m³
Concrete volume	0.00 m³
Footing depth (standard)	60 cm
Shipment weight	142 kg
Anchoring options	In-ground ✓ Surface ✓
Warranty Information	
EcoCore HDPE	Lifetime
Post	10 years
PP Decks	10 years
Spare parts guaranteed	10 years



Roof is made from rotomoulded PE with 33% Post-consumer materials. PE has high impact resistance across a wide temperature span which ensures durability.



KOMPAN GreenLine versions are designed with ultimate environmentally friendly materials with lowest possible CO2e emission factor such as EcoCore™ panels of +95% post consumer recycled ocean waste.



The steel surfaces are hot dip galvanised inside and outside with lead free zinc. The galvanisation has excellent corrosion resistance in outside environments and requires low maintenance.

Elevated activities 0	Accessible elevated activities	Accessible ground level activities	Accessible ground level play types
Present	0	3	2
Required	0	0	0

**CSA  
Z614**  
compliant

# Sustainability Data

PCM001821



Cradle to Gate A1-A3	Total CO <sub>2</sub> emission	CO <sub>2</sub> e/kg	Recycled materials
	kg CO <sub>2</sub> e	kg CO <sub>2</sub> e/kg	%
PCM001821-0651	141.94	1.18	75.31
PCM001821-0601	172.79	1.69	65.62

The overall framework applied for these factors is the Environmental Product Declaration (EPD), which quantifies "environmental information on the life cycle of a product and enable comparisons between products fulfilling the same function" (ISO, 2006). This follows the structure and applies a Life-Cycle Assessment approach to the entire Product stage from raw material through manufacturing (A1-A3))

**KOMPAN**  
Let's play

## Kompan A/S

C.F. Tietgens Boulevard 32C  
DK-5220 Odense SØ  
Denmark



## Verification of CO<sub>2</sub> calculation of: Play systems



Data version no. 2023-10-05

The CO<sub>2</sub> calculation and data are in compliance with the principles of a carbon footprint impact according to the GHG protocol (Greenhouse Gas Protocol), Scope 3, cradle to gate related to all individual components in the product category: "Play systems" represented by item no.: PCM200321-0950.

(Scope 3 emissions include emission sources in the upstream and downstream value chain).

**Date: 30. October 2023 | Valid until: 30. October 2025**

**Verified by:**

Julie Marie Vejsgaard Larsen, LCA & EPD Consultant

Verification based on report: Validation of CO<sub>2</sub> calculation of 9 categories of Kompan product line, version 1.0, prepared by: Bureau Veritas HSE, Denmark: Julie M. V. Larsen.

**Publication date: 30. October 2023**

By Bureau Veritas HSE  
www.bureauveritas.dk  
+45 7731 1000

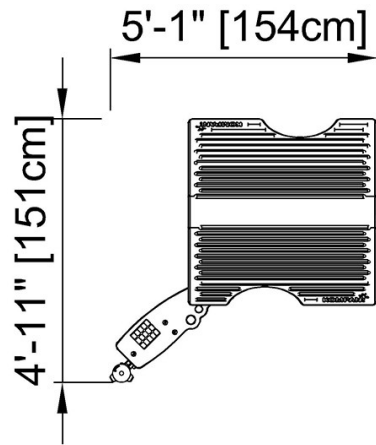


# Playhouse with Outside Desk

PCM001821

\* Max fall height | \*\* Total height | \*\*\* Safety surfacing area

\* Max fall height | \*\* Total height



PCM001821  
\*\* 6'-1" / 186cm



PCM001821

[Click to see TOP VIEW](#)

[Click to see SIDE VIEW](#)