

Mermaid's Fountain



PCM504



The Mermaid's Fountain has vivid, warm colors which attract children again and again. The richness of tactile activities to be explored invites deep play and makes the child want to stay and play for a long time and revisit, again and again. The basin table levels support explorative social play across ages and abilities. All children can see the other children

playing, get inspired and keep contact with one another. The yellow basin can be emptied by pulling the black water stoppers. Children will do this again and again to watch the water running out from underneath the basin. The red water tub with dispenser is placed at the side to be accessible for all. It works by pushing, making it possible for all to tap the water. The

red basin can be turned to supply water in all directions. There is ample table space, allowing for creative play with sand and water. With the proper surfacing, the piece can be used and accessed by all.

Item no. PCM504-0602	
General Product Information	
Dimensions LxWxH	196x218x215 cm
Age group	1+
Play capacity (users)	15
Color options	 



Mermaid's Fountain

PCM504



Sand shovel

Physical: develops dexterity and upper body muscles. **Cognitive:** understanding of object permanence, emptying and filling scoop.



Water basin

Social-Emotional: meeting point for cooperation and sharing. **Cognitive:** the basin can be lifted and emptied, adding to play as well as to logical thinking skills.



Changeable sand funnel

Social-Emotional: supports cooperation and turn-taking as children pour water or materials into the funnel. **Cognitive:** the passing of materials through funnels develops children's logical thinking, for younger children the understanding of object permanence: that materials do not vanish, but run through. **Creative:** the sand funnel can be turned, creating new directions of dispensing materials.



Water tap

Social-Emotional: develops turn-taking and cooperation when helping get water. Opens when pushed with hand, elbow, foot, chin or shoulder. Placed to also be reachable from a seated position. **Cognitive:** supports cause and effect understanding and logical thinking when figuring out how to push for water and let go for stopping the water stream. **Creative:** changing the amounts and sequences of the water flow.



Red water dispenser

Social-Emotional: supports cooperation and negotiation skills when figuring out where to funnel water. Opens when pushed with hand, elbow, foot, chin or shoulder. Placed to also be reachable from a seated position. **Cognitive:** develops logical thinking in distributing the water to the basin intended, or elsewhere. **Creative:** mixing the water with various grained materials into new, shapeable material stimulates the urge to create in children.

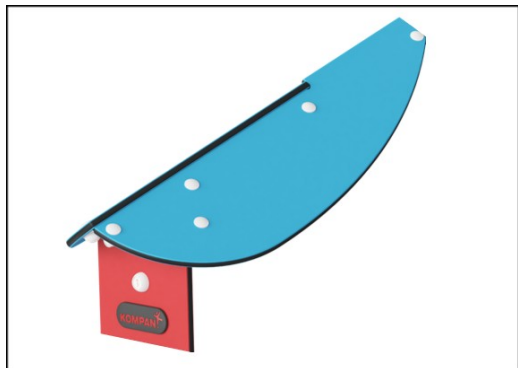


Yellow basin with black rubber stop


Cognitive: logical thinking and understanding of cause and effect are trained when children stop or let go of water from the basin. **Creative:** the water plug makes changing water levels possible, which adds to logical thinking skills.

Mermaid's Fountain

PCM504



Panels of 19mm EcoCore™. EcoCore™ is a highly durable, eco friendly material, which is not only recyclable after use, but also consists of material produced from +95% recycled post consumer material from food packing waste.



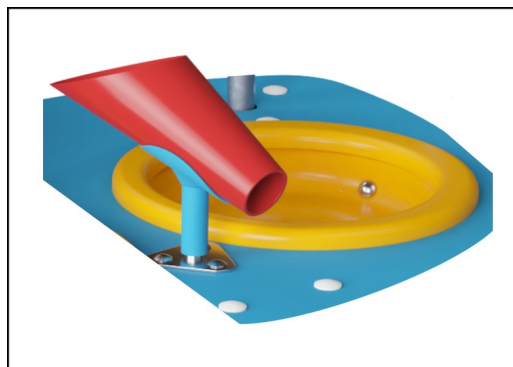
Yellow basin is made from UV-stabilised PC with a thickness of 3 mm. The basin can be lifted up for emptying. The basin is fixed to the structure by a steel chain to prevent removal.



The main posts are made of high quality pre-galvanized steel with powder coated top finish equipped with hot dip galvanized steel footings. Other metal parts are hot dip galvanized.



Long basin is made of pressure moulded high quality nylon (PA6). PA6 has good wearing and impact strength.



Play activities like the Funnel Cone are made of glass fiber. Glass fiber has good wearing and impact strength.



The integrated water tap open for water when pushed and stops when letting go. The water is supplied trough a pipe located inside the post with hose or pipe connection at the bottom of the post. The supply can either be a loose hose or a permanent in-ground plumbing.

Item no. PCM504-0602

Installation Information

Max. fall height	0 cm
Safety surfacing area	20.2 m²
Total installation time	6.7
Excavation volume	0.85 m³
Concrete volume	0.00 m³
Footing depth (standard)	64 cm
Shipment weight	239 kg
Anchoring options	In-ground ✓ Surface ✓

Warranty Information

EcoCore HDPE	Lifetime
Hot dip galvanised steel	Lifetime
Solid plastic parts	10 years
Spare parts guaranteed	10 years
Stainless steel components	Lifetime



Sustainability Data

PCM504



Cradle to Gate A1-A3	Total CO ₂ emission	CO ₂ e/kg	Recycled materials
	kg CO ₂ e	kg CO ₂ e/kg	%
PCM504-0602	244.14	2.06	61.42

The overall framework applied for these factors is the Environmental Product Declaration (EPD), which quantifies "environmental information on the life cycle of a product and enable comparisons between products fulfilling the same function" (ISO, 2006). This follows the structure and applies a Life-Cycle Assessment approach to the entire Product stage from raw material through manufacturing (A1-A3))

Kompan A/S
C.F. Tietgens Boulevard 32C
DK-5220 Odense SØ
Denmark



Verification of CO₂ calculation of: Themed play systems



Data version no. 2023-10-05

The CO₂ calculation and data are in compliance with the principles of a carbon footprint impact according to the GHG protocol (Greenhouse Gas Protocol), Scope 3, cradle to gate related to all individual components in the product category: "Themed play systems" represented by item no.: MSC641100-3717P.

(Scope 3 emissions include emission sources in the upstream and downstream value chain).

Date: 30. October 2023 | Valid until: 30. October 2025
Verified by:

Julie Marie Vejsgaard Larsen, LCA & EPD Consultant

Verification based on report: Validation of CO₂ calculation of 9 categories of Kompan product line, version 1.0, prepared by: Bureau Veritas HSE, Denmark: Julie M. V. Larsen.

Publication date: 30. October 2023

By Bureau Veritas HSE
www.bureauveritas.dk
+45 7731 1000

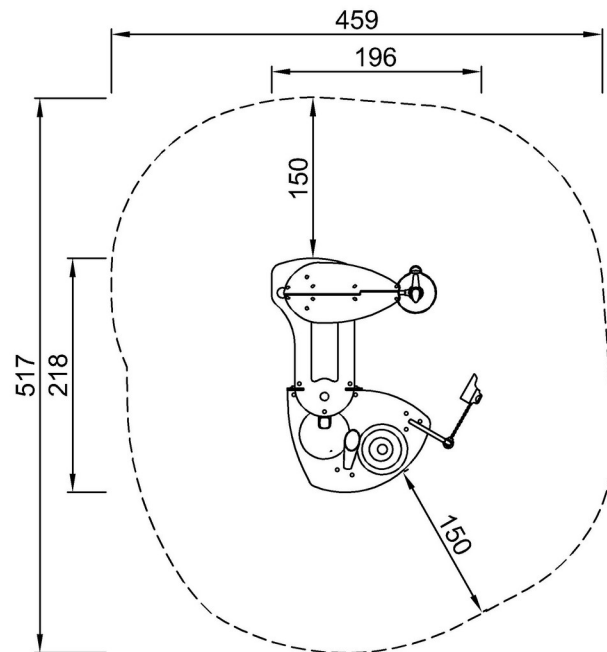


Mermaid's Fountain


PCM504

* Max fall height | ** Total height | *** Safety surfacing area

* Max fall height | ** Total height



PCM504
**215cm
***20.2m²



PCM504

[Click to see TOP VIEW](#)

[Click to see SIDE VIEW](#)