



# Play Panel 2 - Emotion, Classic

PCM003221



Item no. PCM003221-0950	
General Product Information	
Dimensions LxWxH	201x99x89 cm
Age group	1+
Play capacity (users)	9
Colour options	



The Emotions Play Panels immensely attract young children with their variation of rich, responsive play textures. The sense of touch is hugely stimulated with the Conveyor belt. The tactile stimulation, apart from being deeply satisfying for children, stimulate their fine motor and language abilities. So does the thematic character of the play panel: there is a watch to

the one side of the Conveyor Belt, and a Shop window that can be open and closed with curtains. This inspires playing shop or other dramatic play scenarios, that stimulate communication, language and social-emotional development. The mirror is there to assist the shop assistant in looking okay, and looking behind his shoulders, too. KOMPAN Play

Institute analysis shows the mirror as an immensely attractive activity for young children, developing their understanding of themselves as individuals, as well as their social-emotional skills. The binoculars make possible a view of the playground.




# Play Panel 2 - Emotion, Classic

PCM003221



## Binoculars

**Cognitive:** the binoculars set a tangible theme and thus spur dramatic play. Dramatic play is a great trainer of language and communication skills. **Creative:** the binoculars can be turned in all directions. Looking through them gives a new perspective on the world.



## Clock

**Cognitive:** learning about numeracy and time in a tangible way. **Creative:** leaving your mark on the playground when setting clock differently.




## Two sides

**Social-Emotional:** invites cooperation and communication. The low height and the transparency of the panel makes interaction possible between the two sides.



## Mirror

**Cognitive:** understanding of individuality and self expression. Stimulates dramatic play and thus language and communication development.



## Conveyor belt

**Physical:** tactile stimulation from running hands over rolling spheres on conveyor belt.  
**Social-Emotional:** spurs group play and conversations with its two-sidedness.  
**Cognitive:** understanding of object permanence when pictures roll away and reappear.



## Window with curtains

**Physical:** tactile stimulation supports sensory skills, when children explore characteristics of the materials. **Social-Emotional:** social interaction between inside and outside, supporting turn-taking and cooperation.  
**Cognitive:** understanding object permanence when playing, e.g. peek-a-boo. Dramatic play support, encouraging language skills.  
**Creative:** leaving a mark, deciding how to place curtains.

# Play Panel 2 - Emotion, Classic

PCM003221



Panels of 19mm EcoCore™. EcoCore™ is a highly durable, eco friendly material, which is not only recyclable after use, but also consists of material produced from +95% recycled post consumer material from food packing waste.



Main posts with hot dip galvanized steel footing are available in different materials: Pressure impregnated pine wood posts. Pre-galvanized inside and outside with powder coated top finish steel posts. Lead free aluminum with color anodized top finish. Greenline TexMade posts of 95% post-consumer recycled PE and textile waste.



The Xylophone music panel consist of HDPE material in 19mm EcoCore™ made with +95% recycled post-consumer material from e.g., food packing waste in both core and colorful outer layer. The pipes are made of die cast aluminum specifically alloyed for outdoor environments. The percussion panel consist of 2 Conga Drums with PP tubes and top in colored ABS.



KOMPAN GreenLine versions are designed with ultimate environmentally friendly materials with lowest possible CO2e emission factor such as EcoCore™ panels of +95% post consumer recycled ocean waste.

Item no. PCM003221-0950

### Installation Information

Max. fall height	0 cm
Safety surfacing area	14.2 m <sup>2</sup>
Total installation time	5.9
Excavation volume	0.05 m <sup>3</sup>
Concrete volume	0.00 m <sup>3</sup>
Footing depth (standard)	85 cm
Shipment weight	96 kg
Anchoring options	In-ground ✓ Surface ✓

### Warranty Information

EcoCore HDPE	Lifetime
Hot dip galvanised steel	Lifetime
Movable parts	2 years
Post	10 years
Spare parts guaranteed	10 years



# Sustainability Data

PCM003221




Cradle to Gate A1-A3	Total CO <sub>2</sub> emission	CO <sub>2</sub> e/kg	Recycled materials
	kg CO <sub>2</sub> e	kg CO <sub>2</sub> e/kg	%
PCM003221-0950	105.21	1.59	77.52
PCM003221-0901	139.04	2.32	65.51

The overall framework applied for these factors is the Environmental Product Declaration (EPD), which quantifies "environmental information on the life cycle of a product and enable comparisons between products fulfilling the same function" (ISO, 2006). This follows the structure and applies a Life-Cycle Assessment approach to the entire Product stage from raw material through manufacturing (A1-A3))

**Kompan A/S**  
 C.F. Tietgens Boulevard 32C  
 DK-5220 Odense SØ  
 Denmark



## Verification of CO<sub>2</sub> calculation of: Themed play systems



Data version no. 2023-10-05

The CO<sub>2</sub> calculation and data are in compliance with the principles of a carbon footprint impact according to the GHG protocol (Greenhouse Gas Protocol), Scope 3, cradle to gate related to all individual components in the product category: "Themed play systems" represented by item no.: MSC641100-3717P.

(Scope 3 emissions include emission sources in the upstream and downstream value chain).

**Date: 30. October 2023 | Valid until: 30. October 2025**

Verified by:

Julie Marie Vejsgaard Larsen, LCA & EPD Consultant

Verification based on report: Validation of CO<sub>2</sub> calculation of 9 categories of Kompan product line, version 1.0, prepared by: Bureau Veritas HSE, Denmark: Julie M. V. Larsen.

**Publication date: 30. October 2023**

By Bureau Veritas HSE  
 www.bureauveritas.dk  
 +45 7731 1000

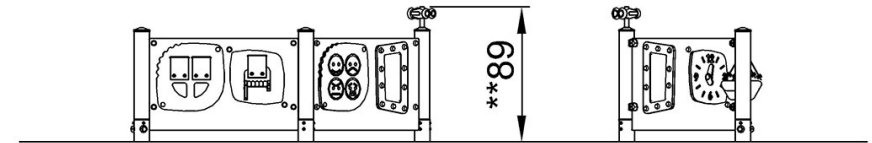
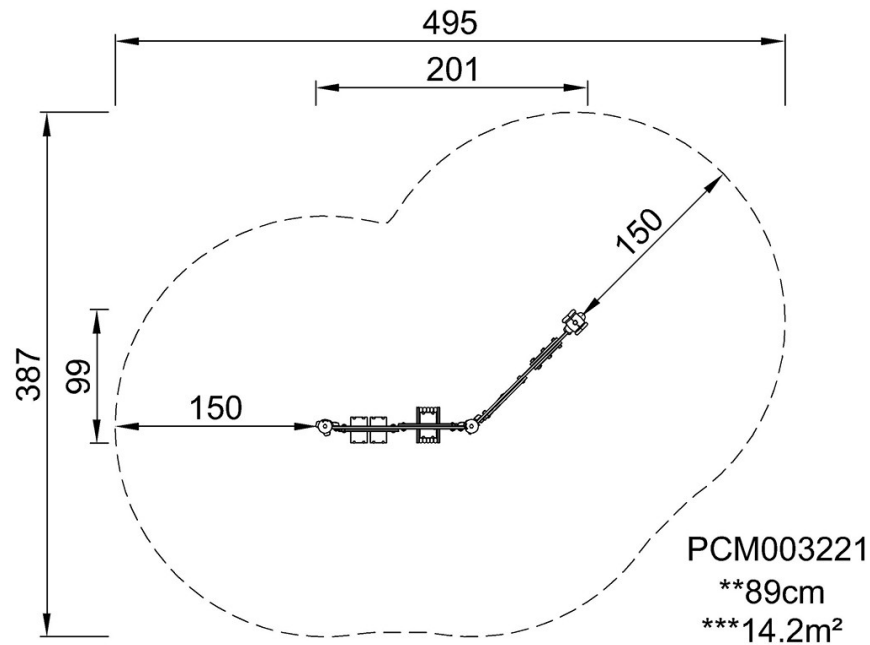


# Play Panel 2 - Emotion, Classic

PCM003221

\* Max fall height | \*\* Total height | \*\*\* Safety surfacing area

\* Max fall height | \*\* Total height



PCM003221

[Click to see TOP VIEW](#)

[Click to see SIDE VIEW](#)