

Hiker

PCE405121


KOMPAN
Let's play



Item no. PCE405121-0603

General Product Information

Dimensions LxWxH	839x925x452 cm
Age group	2+
Play capacity (users)	53
Color options	  



The Hiker is a phenomenally spacious and truly varied play structure offering physical, social-emotional and cognitive-creative activities for large groups of the younger children. The fun activities attract children back time after time. The bouncy climbing access is a physical and social play opportunity, as are the climbing nets, sturdy panel climbing walls, stairs and

rope ladders. The features are a huge factor in training the cross-coordination of toddlers. These are motor skills, fundamental for managing vital proficiencies like space awareness and its importance with road safety. On the elevated level, a vast selection of bridges and exits ensure thrilling play, stimulating social interaction and turn-taking

skills. At ground level, many corners for quieter play are added, and a corner for sensory play adds training of agility and thinking skills, for all abilities.



Data is subject to change without prior notice.


Hiker

PCE405121



Talk tube

Social-Emotional: encourages communication and social interaction.
Cognitive: evokes curiosity and stimulates an understanding of cause and effect and object permanence: objects and persons exist also when out of sight.



Flap door

Physical: tactile stimulation from leaning the body through rubber doors. **Cognitive:** suggests a theme and supports dramatic play, which stimulates language and communication skills.



Membrane climber

Physical: cross coordination and muscle strength when climbing up the bouncy, rubbery membrane climber, assisted by climbing cleats or just the hands. Gliding down supports spatial awareness. **Social-Emotional:** the two rows of cleats allow for parallel play and cooperation. **Cognitive:** the two rows of cleats invite rules play and competition.



Curly climber

Physical: coordination and proprioception are supported when placing arms and legs correctly for going down. Sense of balance when rotating. Arm muscles for holding tight. **Social-Emotional:** empathy stimulated by turn-taking. **Cognitive:** logical thinking when placing arms and legs right for rotating downwards.



Tunnel

Physical: the children crawl through the tunnel, developing motor skills such as cross-body coordination and proprioception. **Social-Emotional:** turn-taking when passing each other.



Double slide

Physical: sliding develops spatial awareness and a sense of balance. Furthermore, the core muscles are trained when sitting upright going down. **Social-Emotional:** invites socializing, supports parent-child and peer-to-peer play. **Cognitive:** young children train their understanding of space, speed and distances when sliding down quickly.



Turn table panel


Social-Emotional: spurs cooperation with its two-sidedness. **Cognitive:** understanding of object permanence when things are turned to the other side of panel and re-appear.

Hiker

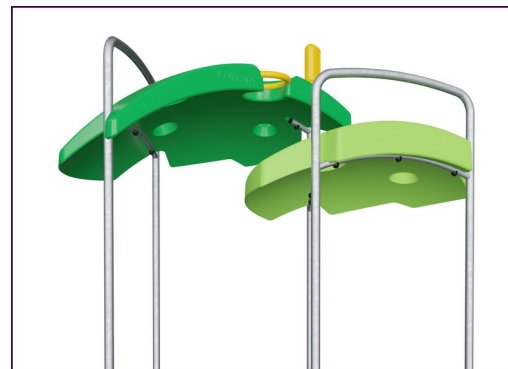
PCE405121



The Curved ELEMENTS panels are moulded of UV stabilised recyclable PE using 33% post-consumer recycled material. With multiple options for in-build play features that also ensures a strong panel solution. Straight panels are made of KOMPAN 19mm HDPE EcoCore™ which is a highly durable, ecofriendly and recyclable material made from +95% PCM.



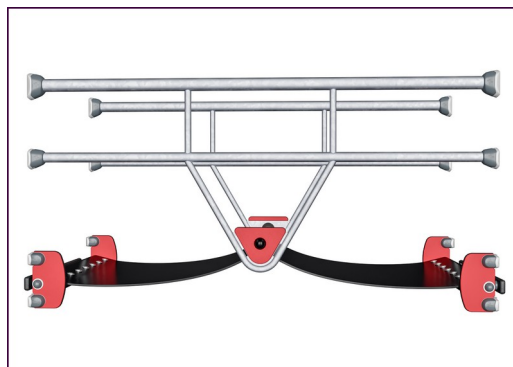
The climbing elements displayed are moulded from 33% post-consumer recycled materials in one piece, with a minimum 5mm wall thickness. The climbing elements are made of recyclable PE which has a high impact resistance across a wide temperature span which ensures vandal resistance in all locations.



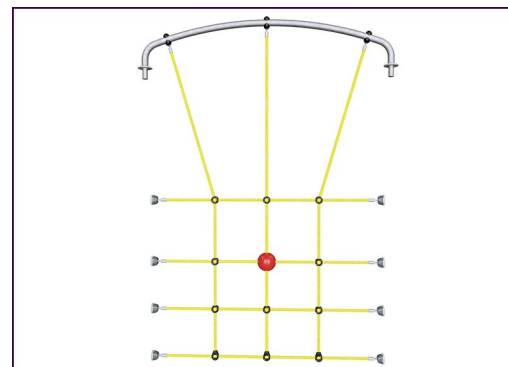
The ELEMENTS roofs are made of recyclable PE made from 33% post consumer recycled materials with a minimum wall thickness of 5 mm to ensure high durability in all climates around the world. The steel pipes are hot dip galvanised inside and outside for maximum durability.



The main posts are made of high quality pregalvanized steel with powder coated top finish. Post tops are closed with caps of UV stabilized nylon (PA6). The grey colored molded decks are made of 75% post-consumer waste PP material with a non-skid pattern and texture surface. All decks are supported by unique designed low-carbon aluminum profiles with multiple attachment options.



ELEMENTS rubber membranes are conveyer belt made of layers of rubber mixed of natural rubber and SBR rubber, and embedded with layers of armouring made of woven PE and PA. The thickness 8mm ensures high durability in any environment.



ELEMENTS ropes has six-stranded steel wires and a steel wire core. Each strand is tightly wrapped with PES yarn, which is made from +95% post consumer materials. The yarn is then melted onto each individual strand making the ropes highly wear- and vandalism-resistant.

Item no. PCE405121-0603

Installation Information

Max. fall height	204 cm
Safety surfacing area	95.1 m ²
Total installation time	56.8
Excavation volume	1.59 m ³
Concrete volume	0.29 m ³
Footing depth (standard)	80 cm
Shipment weight	1,940 kg
Anchoring options	Surface ✓ In-ground ✓

Warranty Information

Curved panels	10 years
EcoCore HDPE	Lifetime
Membrane	2 years
Post	10 years
Spare parts guaranteed	10 years



Sustainability Data

PCE405121



Cradle to Gate A1-A3	Total CO ₂ emission	CO ₂ e/kg	Recycled materials
	kg CO ₂ e	kg CO ₂ e/kg	%
PCE405121-0603	3,582.51	2.42	50.16

The overall framework applied for these factors is the Environmental Product Declaration (EPD), which quantifies "environmental information on the life cycle of a product and enable comparisons between products fulfilling the same function" (ISO, 2006). This follows the structure and applies a Life-Cycle Assessment approach to the entire Product stage from raw material through manufacturing (A1-A3))

Kompan A/S
 C.F. Tietgens Boulevard 32C
 DK-5220 Odense SØ
 Denmark



Verification of CO₂ calculation of: Play systems



Data version no. 2023-10-05

The CO₂ calculation and data are in compliance with the principles of a carbon footprint impact according to the GHG protocol (Greenhouse Gas Protocol), Scope 3, cradle to gate related to all individual components in the product category: "Play systems" represented by item no.: PCM200321-0950.

(Scope 3 emissions include emission sources in the upstream and downstream value chain).

Date: 30. October 2023 | Valid until: 30. October 2025

Verified by:

Julie Marie Vejsgaard Larsen, LCA & EPD Consultant

Verification based on report: Validation of CO₂ calculation of 9 categories of Kompan product line, version 1.0, prepared by: Bureau Veritas HSE, Denmark: Julie M. V. Larsen.

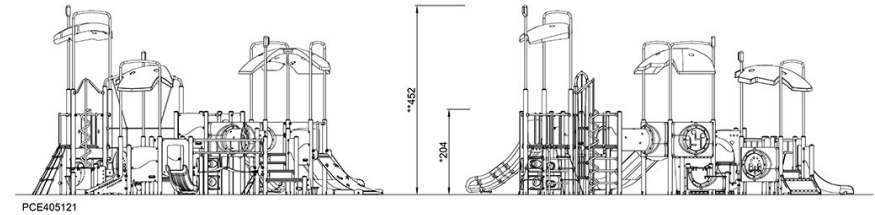
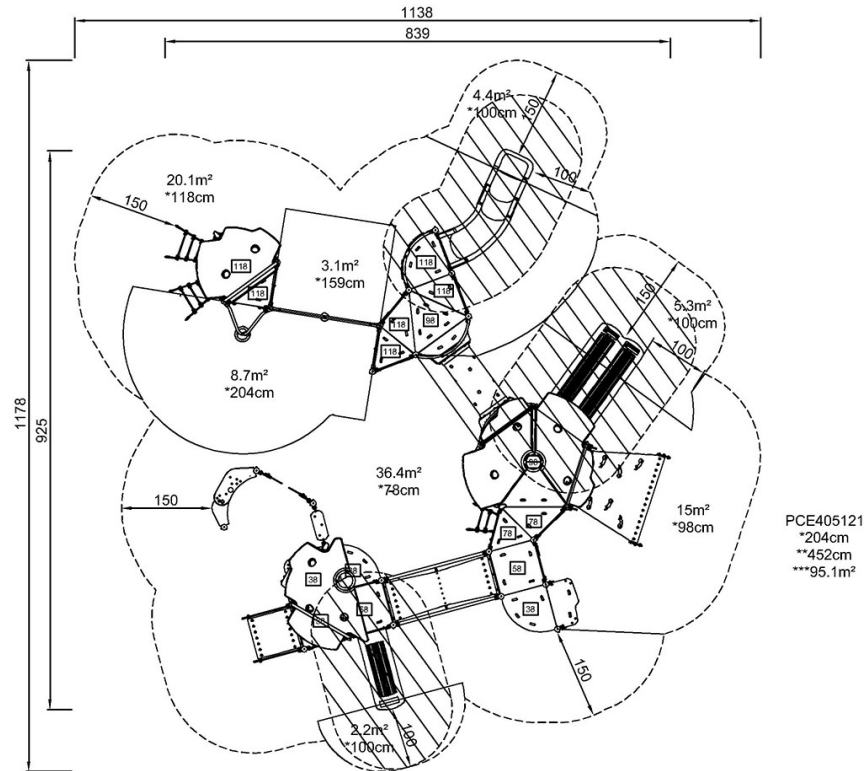
Publication date: 30. October 2023

By Bureau Veritas HSE
 www.bureauveritas.dk
 +45 7731 1000



* Max fall height | ** Total height | *** Safety surfacing area

* Max fall height | ** Total height



[Click to see TOP VIEW](#)

[Click to see SIDE VIEW](#)