



# Sand & Water Work Station

MSC5419



Item no. MSC541900-3417P	
General Product Information	
Dimensions LxWxH	234x134x127 cm
Age group	6m+
Play capacity (users)	5
Colour options	



WOW! The Sand & Water Work Station is the strongest, dense invitation to play creatively with friends. Sand and water play is serious play for young children, who benefit greatly from opportunities to experiment with the properties of natural materials feeling, forming and building with it. This is supported by a sand basin, a sand funnel and a sand shovel. The

holes in the flowers on top are shaped so that a hose can fit, for adding water. The two heights of the table support children ergonomically across ages. The work station has ample room for young children to play side by side or together. This supports children's social-emotional skills as they grow to form friendships and social relations. The Sand &

Water Work Station is not only attractive, it is a way to motivate children to play their way to life skills, insights and friendships.



# Sand & Water Work Station

MSC5419



## Sand shovel

**Physical:** develops dexterity and upper body muscles. **Cognitive:** understanding of object permanence, emptying and filling scoop.



## Funnel

**Social-Emotional:** trains cooperation and turn-taking as children put materials into the funnel. **Cognitive:** the passing of materials through funnels supports the children's logical thinking and for younger children the understanding of object permanence: that materials don't vanish but run through at the other end.



## Desk with sieve

**Social-Emotional:** children can gather and store materials, cooperate and take a break together. **Creative:** sand can be shifted through the sieve, for understanding of cause and effect and object permanence.

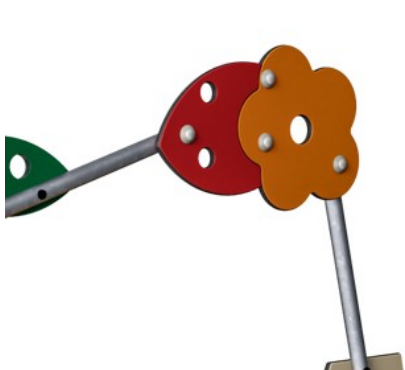


## Water basin

**Social-Emotional:** meeting point for cooperation and sharing. **Cognitive:** the basin can be lifted and emptied, adding to play as well as to logical thinking skills.

# Sand & Water Work Station

MSC5419



Panels of 19mm EcoCore™. EcoCore™ is a highly durable, eco friendly material, which is not only recyclable after use, but also consists of material produced from +95% recycled post consumer material from food packing waste.



Yellow basin is made from UV-stabilised PC with a thickness of 3 mm. The basin can be lifted up for emptying. The basin is fixed to the structure by a steel chain to prevent removal.



The steel surfaces are hot dip galvanised inside and outside with lead free zinc. The galvanisation has excellent corrosion resistance in outside environments and requires low maintenance.



Play activities like the Funnel are made of injection moulded high quality nylon (PA6). PA6 has good wearing and impact strength and is UV stabilised.



Sand shovel is made of PP. PP has good wearing and impact resistance.

Item no. MSC541900-3417P

## Installation Information

Max. fall height	0 cm
Safety surfacing area	17.4 m²
Total installation time	5.5
Excavation volume	0.23 m³
Concrete volume	0.00 m³
Footing depth (standard)	60 cm
Shipment weight	69 kg
Anchoring options	In-ground ✓ Surface ✓


## Warranty Information

EcoCore HDPE	Lifetime
Hot dip galvanised steel	Lifetime
Movable parts	2 years
Spare parts guaranteed	10 years



# Sustainability Data

MSC5419



Cradle to Gate A1-A3	Total CO <sub>2</sub> emission	CO <sub>2</sub> e/kg	Recycled materials
	kg CO <sub>2</sub> e	kg CO <sub>2</sub> e/kg	%
<b>MSC541900-3417P</b>	129.37	1.99	68.81

The overall framework applied for these factors is the Environmental Product Declaration (EPD), which quantifies "environmental information on the life cycle of a product and enable comparisons between products fulfilling the same function" (ISO, 2006). This follows the structure and applies a Life-Cycle Assessment approach to the entire Product stage from raw material through manufacturing (A1-A3))

## Kompan A/S

C.F. Tietgens Boulevard 32C  
DK-5220 Odense SØ  
Denmark



## Verification of CO<sub>2</sub> calculation of: Themed play systems



Data version no. 2023-10-05

The CO<sub>2</sub> calculation and data are in compliance with the principles of a carbon footprint impact according to the GHG protocol (Greenhouse Gas Protocol), Scope 3, cradle to gate related to all individual components in the product category: "Themed play systems" represented by item no.: MSC641100-3717P.

(Scope 3 emissions include emission sources in the upstream and downstream value chain).

**Date: 30. October 2023 | Valid until: 30. October 2025**

**Verified by:**

Julie Marie Vejsgaard Larsen, LCA & EPD Consultant

Verification based on report: Validation of CO<sub>2</sub> calculation of 9 categories of Kompan product line, version 1.0, prepared by: Bureau Veritas HSE, Denmark: Julie M. V. Larsen.

**Publication date: 30. October 2023**

**By Bureau Veritas HSE**  
www.bureauveritas.dk  
+45 7731 1000

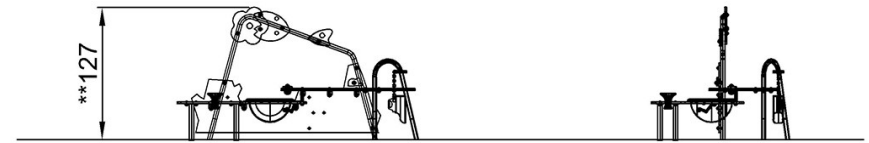
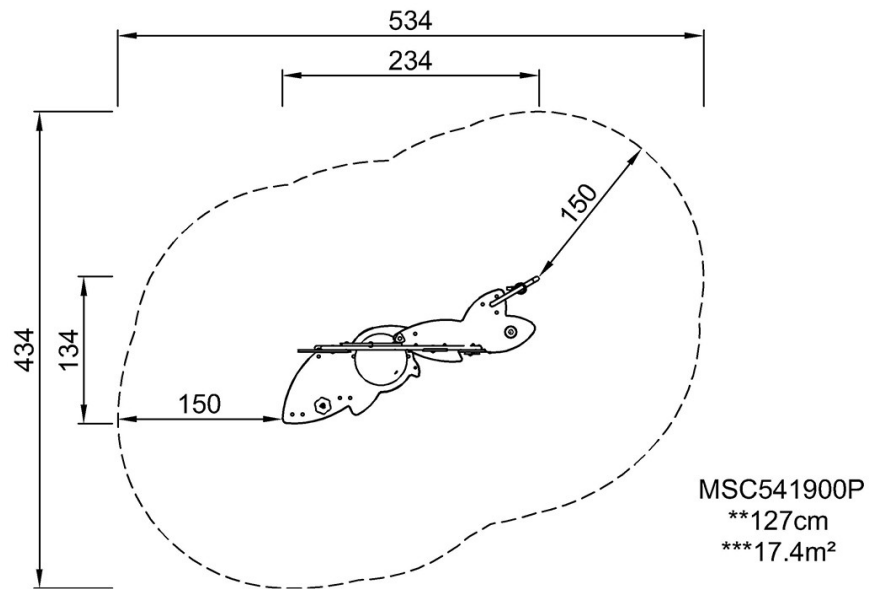


# Sand & Water Work Station

MSC5419

\* Max fall height | \*\* Total height | \*\*\* Safety surfacing area

\* Max fall height | \*\* Total height



MSC54190P

[Click to see TOP VIEW](#)

[Click to see SIDE VIEW](#)