


Rumba Backrest, 30° Inside

PAR1030



Item no. PAR1030-21	
General Product Information	
Dimensions LxWxH	4'10"x2'11"x1'5"
Age group	-
Play capacity (users)	-
Color options	



RUMBA comes with endless possibilities to realize seating in customized design for all outdoor environments. RUMBA is the most flexible way of marrying seating solutions to the environment, in perfect harmony - geometry meets geography. Built around simple circles and curves, they can be adapted to provide custom-built twists and turns. The standard

available benches and tables can be dressed up with back support, armrests, tables etc. and linked together into tailored solutions for the individual location.

Rumba Backrest, 30° Inside

PAR1030



Boards are made of ash wood from sustainable European sources. The ash wood is thermo treated according to CEN/TS 15679, durability class 2 according to EN350-2.



Bench is made of pine wood post pressure impregnated class AB with Tanalith E3475 according to EN335.




The steel surfaces are hot dip galvanized inside and outside with lead free zinc. The galvanization has excellent corrosion resistance in outdoor environments and require low maintenance.


Item no. PAR1030-21	
Installation Information	
Total installation time	0.8
Excavation volume	0yd ³
Concrete volume	0yd ³
Footing depth (standard)	0'0"
Shipment weight	44lbs
Anchoring options	
Warranty Information	
Ashwood	10 Years
Hot dip galvanized steel	Lifetime
Pinewood	10 Years
Spare Parts Availability	10 Years
Stainless steel components	Lifetime



The standard available benches and tables can be dressed up with back support, armrests, tables etc. and linked together into tailored solutions for the individual location.




The benches and tables can be combined in multiple settings by choosing individual products or assembled into larger solutions. See catalog pages for more inspiration.



The hardware is made of stainless steel or galvanized steel to ensure a high corrosion-resistant, durable connection.

Sustainability Data

PAR1030



Cradle to Gate A1-A3	Total CO ₂ emission	CO ₂ e/kg	Recycled materials
	kg CO ₂ e	kg CO ₂ e/kg	%
PAR1030-21	24.91	1.32	22.81

The overall framework applied for these factors is the Environmental Product Declaration (EPD), which quantifies "environmental information on the life cycle of a product and enable comparisons between products fulfilling the same function" (ISO, 2006). This follows the structure and applies a Life-Cycle Assessment approach to the entire Product stage from raw material through manufacturing (A1-A3))

Kompan A/S
 C.F. Tietgens Boulevard 32C
 DK-5220 Odense SØ
 Denmark



Verification of CO₂ calculation of: Park



Data version no. 2023-10-05

The CO₂ calculation and data are in compliance with the principles of a carbon footprint impact according to the GHG protocol (Greenhouse Gas Protocol), Scope 3, cradle to gate related to all individual components in the product category: "Park" represented by item no.: PAR4070-0001.

(Scope 3 emissions include emission sources in the upstream and downstream value chain).

Date: 30. October 2023 | Valid until: 30. October 2025

Verified by:

Julie Marie Vejsgaard Larsen, LCA & EPD Consultant

Verification based on report: Validation of CO₂ calculation of 9 categories of Kompan product line, version 1.0, prepared by: Bureau Veritas HSE, Denmark: Julie M. V. Larsen.

Publication date: 30. October 2023

By Bureau Veritas HSE
 www.bureauveritas.dk
 +45 7731 1000

