





Sherpa

PCE105131



Item no. PCE105131-0603	
General Product Information	
Dimensions LxWxH	15'2"x12'2"x15'0"
Age group	2 - 5
Play capacity (users)	13
Color options	  



The combination of climbing, swaying and sliding is a recipe for great fun. The Sherpa invites children and the variety of play activities makes them come back again and again. An accessible stairway offers an easy entry to the platform. The climbing panels add more muscle and cross-coordination training options. From the platform, a stomach-tickling slide ride or a

rotating glide brings the child back to ground level, supporting important motor skills such as spatial awareness. This is important when judging distances and managing obstacles safely. The hammock at ground level can be used by all, either as a seat or for lying on tummies. The Sherpa supports a variety of physical skills and additionally the tactile flower

panel develops fine motor skills and an understanding of cause-and-effect.

Sherpa

PCE105131



Slide

Physical: sliding develops spatial awareness and a sense of balance. Furthermore, the core muscles are trained when sitting upright going down. **Social-Emotional:** empathy stimulated by turn-taking. **Cognitive:** young children develop their understanding of space, speed and distances when sliding down quickly.



Flower panel

Social-Emotional: invites cooperation with two sides and provides for parallel play. **Cognitive:** stimulates cause and effect understanding and logical thinking: making sounds when running flowers through vertical grooves. **Creative:** children can leave their mark, placing the flowers in different positions.



Hammock

Physical: coordination and sense of balance when swaying. **Social-Emotional:** meeting, pushing friends gently back and forth, turn-taking. **Cognitive:** for toddlers cause and effect understanding.



Wall climber

Physical: climbing supports cross coordination, proprioception, and the development of major muscle groups and hand strength. **Social-Emotional:** two-sided climbing spurs social interaction and turn-taking.



Curly climber


Physical: coordination and proprioception are supported when placing arms and legs correctly for going down. Sense of balance when rotating. Arm muscles for holding tight. **Social-Emotional:** empathy stimulated by turn-taking. **Cognitive:** logical thinking when placing arms and legs right for rotating downward.

Sherpa


PCE105131



The Curved ELEMENTS panels are molded of UV stabilized recyclable PE with multiple options for in-build play features that also ensures a strong panel solution. Straight panels are made of KOMPAN 19mm PE EcoCore™ which is a highly durable, eco-friendly and recyclable material.




The climbing elements displayed are molded in one piece with a minimum 5mm wall thickness. The climbing elements are made of recyclable PE which has a high impact resistance across a wide temperature span which ensures vandal resistance in all locations.



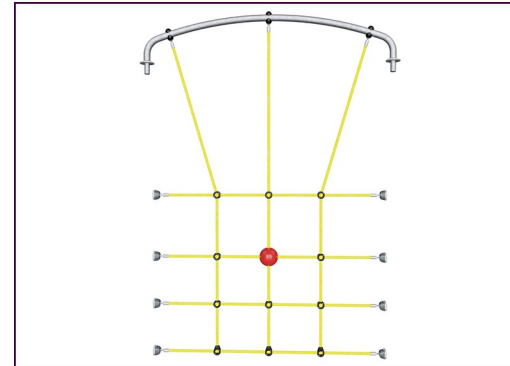
The ELEMENTS roofs are made of recyclable PE made from 33% post consumer recycled materials with a minimum wall thickness of 5 mm to ensure high durability in all climates around the world. The steel pipes are hot dip galvanised inside and outside for maximum durability.



The main posts are made of high quality pregalvanized steel with powder coated top finish. Post tops are closed with caps of UV stabilized nylon (PA6). The grey colored molded decks are made of 75% post-consumer waste PP material with a non-skid pattern and texture surface. All decks are supported by unique designed low-carbon aluminum profiles with multiple attachment options.



ELEMENTS rubber membranes are conveyor belt made of layers of rubber mixed of natural rubber and SBR rubber, and embedded with layers of armouring made of woven PE and PA. The thickness 8mm ensures high durability in any environment.



ELEMENTS ropes has six-stranded steel wires and a steel wire core. Each strand is tightly wrapped with PES yarn, which is made from +95% post consumer materials. The yarn is then melted onto each individual strand making the ropes highly wear- and vandalism-resistant.

Item no. PCE105131-0603

Installation Information

Max. fall height	6'8"
Safety surfacing area	457ft ²
Total installation time	17.1
Excavation volume	0.03yd ³
Concrete volume	0yd ³
Footing depth (standard)	2'0"
Shipment weight	1104lbs
Anchoring options	Surface ✓ In-ground ✓

Warranty Information

Curved Panels	10 Years
EcoCore HDPE	Lifetime
Membrane	2 Years
Post	10 Years
Spare Parts Availability	10 Years

Elevated activities 4	Accessible elevated activities	Accessible ground level activities	Accessible ground level play types
Present	4	1	1
Required	2	1	1

**ASTM
F1487**
compliant

Sustainability Data

PCE105131



Cradle to Gate A1-A3	Total CO ₂ emission	CO ₂ e/kg	Recycled materials
	kg CO ₂ e	kg CO ₂ e/kg	%
PCE105131-0603	1,058.15	2.60	51.02

The overall framework applied for these factors is the Environmental Product Declaration (EPD), which quantifies "environmental information on the life cycle of a product and enable comparisons between products fulfilling the same function" (ISO, 2006). This follows the structure and applies a Life-Cycle Assessment approach to the entire Product stage from raw material through manufacturing (A1-A3))

Kompan A/S
 C.F. Tietgens Boulevard 32C
 DK-5220 Odense SØ
 Denmark



Verification of CO₂ calculation of: Play systems



Data version no. 2023-10-05

The CO₂ calculation and data are in compliance with the principles of a carbon footprint impact according to the GHG protocol (Greenhouse Gas Protocol), Scope 3, cradle to gate related to all individual components in the product category: "Play systems" represented by item no.: PCM200321-0950.

(Scope 3 emissions include emission sources in the upstream and downstream value chain).

Date: 30. October 2023 | Valid until: 30. October 2025

Verified by:

Julie Marie Vejsgaard Larsen, LCA & EPD Consultant

Verification based on report: Validation of CO₂ calculation of 9 categories of Kompan product line, version 1.0, prepared by: Bureau Veritas HSE, Denmark: Julie M. V. Larsen.

Publication date: 30. October 2023

By Bureau Veritas HSE
 www.bureauveritas.dk
 +45 7731 1000

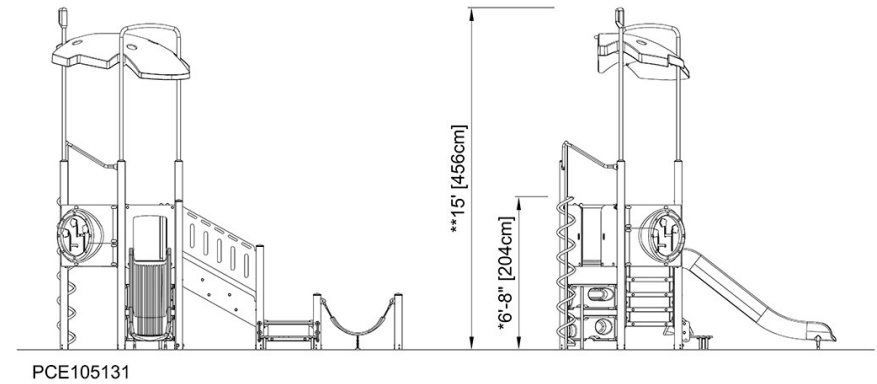
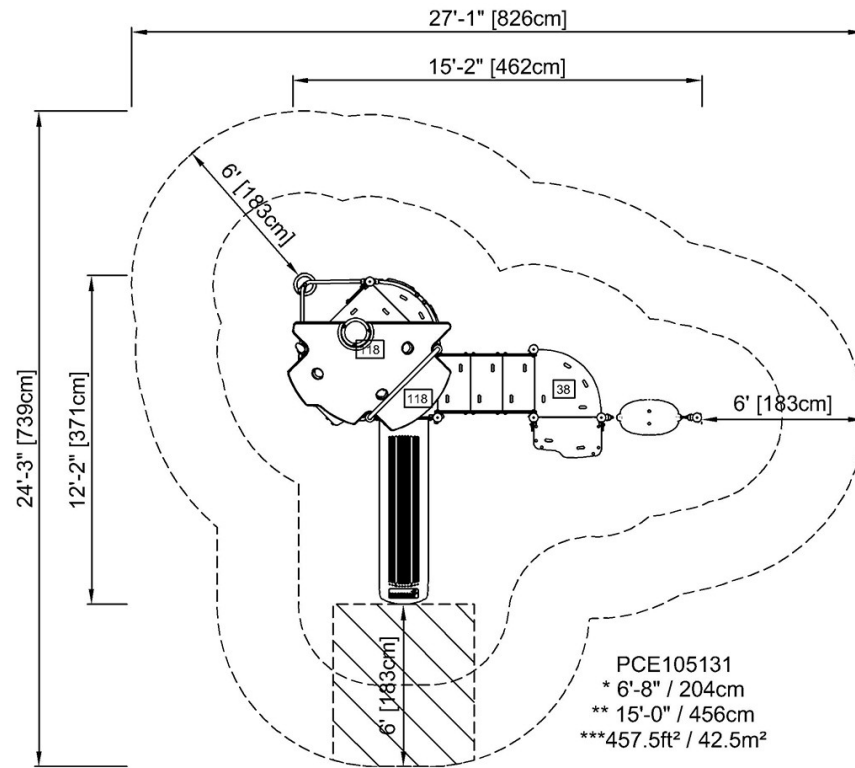


Sherpa

PCE105131

* Max fall height | ** Total height | *** Safety surfacing area

* Max fall height | ** Total height



[Click to see TOP VIEW](#)

[Click to see SIDE VIEW](#)