

# Double Mega Deck


PCM200432




Fun, sturdy Double Mega Deck attracts toddlers over and over. On ground level there is a world of auditive and tactile play panels to explore, stimulating the logical thinking and creativity in the child: The music panel can be played by hitting or clapping the tubes, creating little tunes. The desks invite role play, which again trains language and negotiation skills.

The U-net is truly inclusive: the child can climb, sit or lie and be swayed. This supports spatial awareness. From the roomy platforms a curly climber invites for a rotating ride back to ground level. There is a double slide also, which allows for carers to join in. That's inclusive play, for all ages. The house platforms offer appealing tactile details to explore,

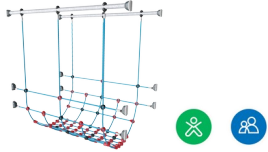
training the logical thinking. So this is fun play AND training of life skills.

Item no. PCM200432-0950	
General Product Information	
Dimensions LxWxH	702x505x320 cm
Age group	2 - 5
Play capacity (users)	37
Colour options	



# Double Mega Deck

PCM200432



## U-net

**Physical:** the bridge sways gently, training the sense of balance and space when the child lays, crawls, or balances in the net. These motor skills in combination are great for learning how to navigate the body in space. **Social-Emotional:** children swaying together on the net experience their own and others' movements. This spurs cooperation and consideration, e.g., when passing others.




## Curly climber

**Physical:** coordination and proprioception are supported when placing arms and legs correctly for going down. Sense of balance when rotating. Arm muscles for holding tight. **Social-Emotional:** empathy stimulated by turn-taking. **Cognitive:** logical thinking when placing arms and legs right for rotating downwards.



## Tic-tac-toe panel

**Social-Emotional:** stimulates communication and turn-taking skills. **Cognitive:** support rules understanding, strategic thinking. **Creative:** leaving marks when tumblers are left in new positions.



## Accessible stairway

**Physical:** climbing the accessible stairway is for all and supports cross coordination as well as arm and leg muscles. For young children, walking stairs and alternating feet is developed. **Social-Emotional:** room for active breaks and adult helpers. An inclusive space.



## Double slide

**Physical:** sliding develops spatial awareness and a sense of balance. Furthermore, the core muscles are trained when sitting upright going down. **Social-Emotional:** invites socializing, supports parent-child and peer-to-peer play. **Cognitive:** young children train their understanding of space, speed and distances when sliding down quickly.



## Rock climber

**Physical:** supports cross coordination and leg, arm and hand strength. **Social-Emotional:** the inclination makes climbing feel secure, especially for younger children.



## Xylophone music panel

**Social-Emotional:** invites social interaction and co-creation for more children, on both sides. **Cognitive:** understanding of cause and effect when striking tubes and creating sound. **Creative:** the creation of different intensity and tonality stimulates creative skills.

# Double Mega Deck

PCM200432



Panels of 19mm EcoCore™. EcoCore™ is a highly durable, eco friendly material, which is not only recyclable after use, but also consists of material produced from +95% recycled post consumer material from food packing waste.




Main posts with hot dip galvanized steel footing are available in different materials: Pressure impregnated pine wood posts. Pre-galvanized inside and outside with powder coated top finish steel posts. Lead free aluminum with color anodized top finish. Greenline TexMade posts of 95% post-consumer recycled PE and textile waste.



All decks are supported by unique designed low-carbon aluminum profiles with multiple attachment options. The grey colored molded decks are made of 75% post-consumer waste PP material with a non-skid pattern and texture surface.

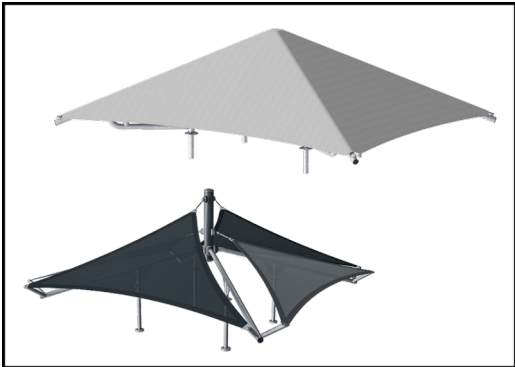
Item no. PCM200432-0950	
Installation Information	
Max. fall height	204 cm
Safety surfacing area	63.1 m²
Total installation time	32.7
Excavation volume	0.98 m³
Concrete volume	0.07 m³
Footing depth (standard)	90 cm
Shipment weight	1,330 kg
Anchoring options	Surface ✓ In-ground ✓
Warranty Information	
EcoCore HDPE	Lifetime
Post	10 years
PP Decks	10 years
Ropes & nets	10 years
Spare parts guaranteed	10 years



Ropes of UV-stabilized PES rope strands with inner steel cable reinforcement. The polyester yarn is made from +95% post-consumer materials and is inductively melted onto each strand.



Wood version of FSC®-certified (FSC®C004450) pine wood with pressure impregnated base treatment and brown painted top finish. Vertical boards and top ends protected by a unique aluminum profile for high outdoor durability.



Shade sails of commercial 95 high density PE knitted specially for sunshade structures. The sails are treated with UV stabilizers to ensure a long lifetime. The sails are supported by a hot dip galvanized steel frame. Closed sail equipped with an easy take down system.

Elevated activities	Accessible elevated activities	Accessible ground level activities	Accessible ground level play types
Present			
Required			

# Sustainability Data

PCM200432



Cradle to Gate A1-A3	Total CO <sub>2</sub> emission	CO <sub>2</sub> e/kg	Recycled materials
	kg CO <sub>2</sub> e	kg CO <sub>2</sub> e/kg	%
<b>PCM200432-0950</b>	1,463.79	1.59	71.41
<b>PCM200432-0901</b>	1,606.93	1.92	65.62

The overall framework applied for these factors is the Environmental Product Declaration (EPD), which quantifies "environmental information on the life cycle of a product and enable comparisons between products fulfilling the same function" (ISO, 2006). This follows the structure and applies a Life-Cycle Assessment approach to the entire Product stage from raw material through manufacturing (A1-A3))

## Kompan A/S

C.F. Tietgens Boulevard 32C  
DK-5220 Odense SØ  
Denmark



## Verification of CO<sub>2</sub> calculation of: Play systems



Data version no. 2023-10-05

The CO<sub>2</sub> calculation and data are in compliance with the principles of a carbon footprint impact according to the GHG protocol (Greenhouse Gas Protocol), Scope 3, cradle to gate related to all individual components in the product category: "Play systems" represented by item no.: PCM200321-0950.

(Scope 3 emissions include emission sources in the upstream and downstream value chain).

**Date: 30. October 2023 | Valid until: 30. October 2025**

**Verified by:**

Julie Marie Vejsgaard Larsen, LCA & EPD Consultant

Verification based on report: Validation of CO<sub>2</sub> calculation of 9 categories of Kompan product line, version 1.0, prepared by: Bureau Veritas HSE, Denmark: Julie M. V. Larsen.

**Publication date: 30. October 2023**

**By Bureau Veritas HSE**  
www.bureauveritas.dk  
+45 7731 1000





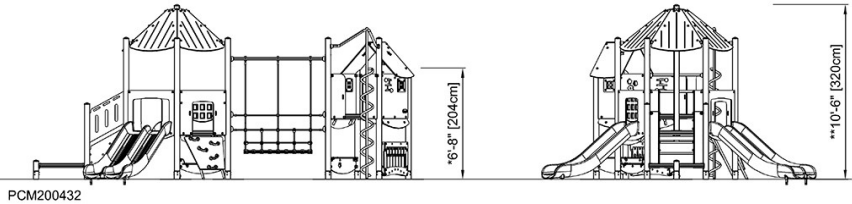
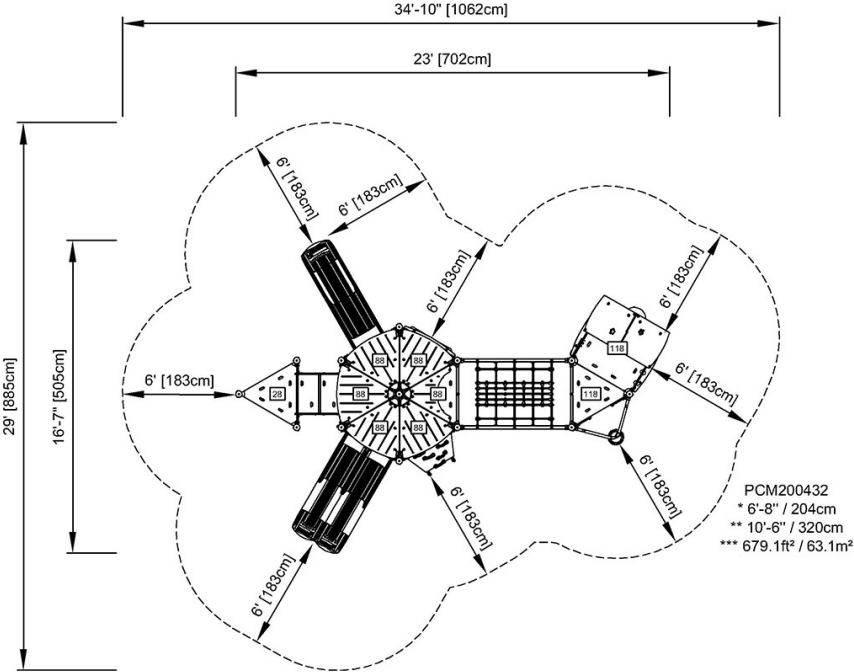
# Double Mega Deck

PCM200432



\* Max fall height | \*\* Total height | \*\*\* Safety surfacing area

\* Max fall height | \*\* Total height



[Click to see TOP VIEW](#)

[Click to see SIDE VIEW](#)