

# Playhouse with Desk, Wood Post



KPL403



The home-themed Playhouse with Desk will attract and excite toddlers again and again. There are three extra features that greatly increase their desire for playing: The scale of the house is perfect for toddlers. The openness under the desk adds to the overall transparency, and children can play together from the outside and the inside of the house.

The ground-level play makes it possible for all children to play here, with the openness of the design allowing for looping around, into, and out of the house repeatedly. Having a meeting point like the house allows for social interaction and the children's first group-play with friends. Having sheltered, easily accessible meeting points like the Playhouse with Desk can be the

start of a lifelong friendship with peers from the nursery.

Item no. KPL40311-0601	
General Product Information	
Dimensions LxWxH	120x99x164 cm
Age group	6m+
Play capacity (users)	4
Colour options	 



# Playhouse with Desk, Wood Post

KPL403



## Desk

**Social-Emotional:** fine meeting place and a space creator. Sharing and cooperation from both sides to create a social scenario that supports communication and cooperation.



## Theme

**Cognitive:** suggests a theme and supports dramatic play, which stimulates language and communication skills.

# Playhouse with Desk, Wood Post


KPL403



Panels of 19mm EcoCore™. EcoCore™ is a highly durable, eco-friendly material, which is not only recyclable after use but also consists of a core produced from 100% recycled material.



The main tower posts are available in two types of material: European pine wood posts pressure impregnated Class 3 with Tanalith E preservative, or aluminium with an anodised surface treatment.



The main posts are equipped with hot-dip galvanised steel footings. The steel footings elevate the posts position 20mm from ground level to avoid contact with surfacing material.

Item no. KPL40311-0601	
Installation Information	
Max. fall height	0 cm
Safety surfacing area	12.1 m²
Total installation time	4.4
Excavation volume	0.22 m³
Concrete volume	0.00 m³
Footing depth (standard)	60 cm
Shipment weight	91 kg
Anchoring options	In-ground ✓ Surface ✓
Warranty Information	
Aluminum	15 years
EcoCore HDPE	Lifetime
Hollow PE parts	10 years
Pinewood	10 years
Spare Parts Guarantee	10 years



# Sustainability Data

KPL403



Cradle to Gate A1-A3	Total CO <sub>2</sub> emission	CO <sub>2</sub> e/kg	Recycled materials
	kg CO <sub>2</sub> e	kg CO <sub>2</sub> e/kg	%
KPL40311-0601	103.55	1.46	40.18

The overall framework applied for these factors is the Environmental Product Declaration (EPD), which quantifies "environmental information on the life cycle of a product and enable comparisons between products fulfilling the same function" (ISO, 2006). This follows the structure and applies a Life-Cycle Assessment approach to the entire Product stage from raw material through manufacturing (A1-A3))

## Kompan A/S

C.F. Tietgens Boulevard 32C  
DK-5220 Odense SØ  
Denmark



## Verification of CO<sub>2</sub> calculation of: Play systems



Data version no. 2023-10-05

The CO<sub>2</sub> calculation and data are in compliance with the principles of a carbon footprint impact according to the GHG protocol (Greenhouse Gas Protocol), Scope 3, cradle to gate related to all individual components in the product category: "Play systems" represented by item no.: PCM200321-0950.

(Scope 3 emissions include emission sources in the upstream and downstream value chain).

**Date: 30. October 2023 | Valid until: 30. October 2025**

**Verified by:**

Julie Marie Vejsgaard Larsen, LCA & EPD Consultant

Verification based on report: Validation of CO<sub>2</sub> calculation of 9 categories of Kompan product line, version 1.0, prepared by: Bureau Veritas HSE, Denmark: Julie M. V. Larsen.

**Publication date: 30. October 2023**

By Bureau Veritas HSE  
www.bureauveritas.dk  
+45 7731 1000

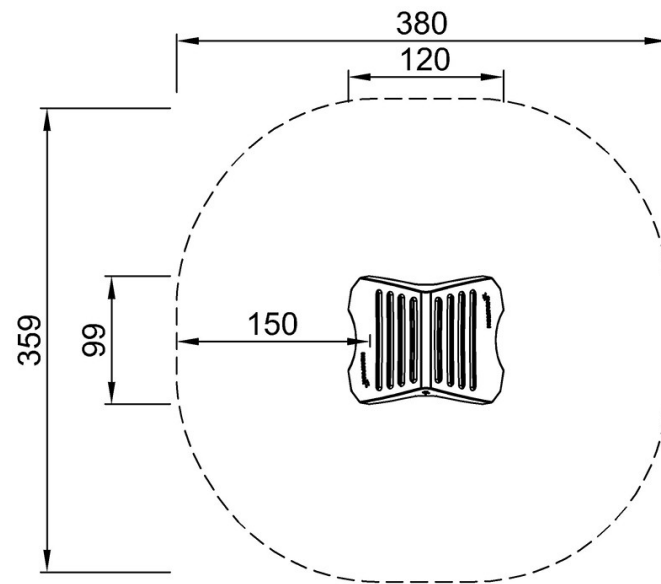


# Playhouse with Desk, Wood Post

KPL403

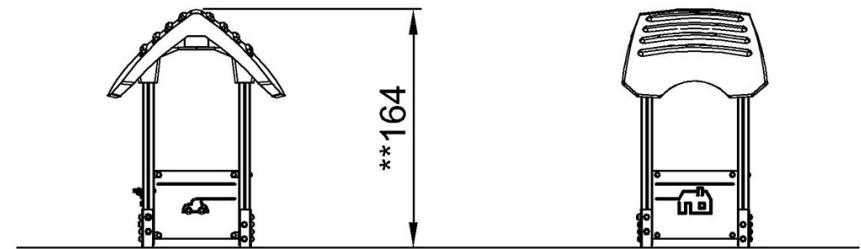
\* Max fall height | \*\* Total height | \*\*\* Safety surfacing area

\* Max fall height | \*\* Total height



KPL40312

\*\*164cm  
\*\*\*12.1m<sup>2</sup>



KPL40312

[Click to see TOP VIEW](#)

[Click to see SIDE VIEW](#)