


Four Tower with Bridges

PCM410332



Item no. PCM410332-0950	
General Product Information	
Dimensions LxWxH	25'1"x29'0"x12'6"
Age group	5 - 12
Play capacity (users)	38
Color options	



This four tower structure creates a fun environment that inspires play, encourages movement, and sets the challenges that children in this age group love. For school age children, there is nothing like varied, physical and challenging play to make them happy and attracted to this structure. The closed courtyard of play on more levels provides balancing,

climbing and sliding activities. A whole world of social interaction goes on by the hammocks, bench and maze panel on ground level. The variation in activities make children play for a long time, again and again. Apart from being great fun for lots of children, this play structure trains the arm, leg and core muscles when they climb and hang from their knees in the net

rungs. Gross motor skills are stimulated through climb, balance and slide movements on towers, bridges and nets.

Four Tower with Bridges

PCM410332



Rapella

Physical: supports cross coordination, proprioception and sense of space. Leg and core muscles are used intensely. Upper body muscles are developed when children pull themselves upwards in the rope. **Social-Emotional:** turn-taking and self-regulation, both important life skills.



Banister bars

Physical: coordination is supported when going down, as well as arm and core muscles. Landing strengthens bone density, which is built for life in childhood. **Social-Emotional:** turn-taking and risk-taking.



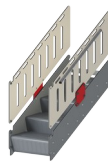
Fireman's pole

Physical: coordination is supported when going down, as well as arm and core muscles. Landing strengthens bone density, which is built for life in early childhood. **Social-Emotional:** turn-taking and risk-taking.




Curved slide

Physical: sliding develops spatial awareness and a sense of balance. Furthermore, the core muscles are trained when sitting upright going down. **Social-Emotional:** empathy stimulated by turn-taking.



Accessible stairway

Physical: climbing the accessible stairway is for all and supports cross coordination as well as arm and leg muscles. For young children, walking stairs and alternating feet is developed. **Social-Emotional:** room for active breaks and adult helpers. An inclusive space.



Maze panel

Social-Emotional: communication and cooperation exploring the maze with friends. **Cognitive:** stimulates memory when memorizing maze routes.



Plank bridge

Physical: balancing across the plank develops the vestibular system as well as cross coordination. **Social-Emotional:** passing other children takes co-operation and teaches children turn-taking skills.

Four Tower with Bridges

PCM410332



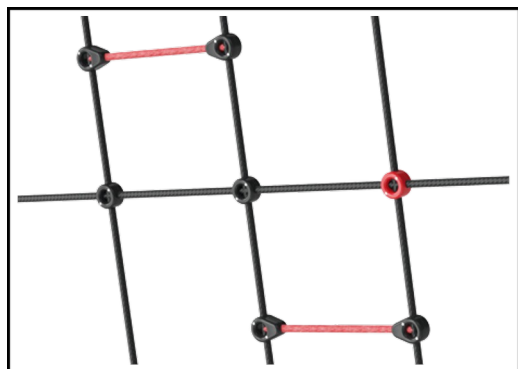
Panels of 19mm EcoCore™. EcoCore™ is a highly durable, eco friendly material, which is not only recyclable after use, but also consists of a core produced from 100% recycled material.



Main posts with hot-dip galvanized steel footing are available in different materials: Pressure impregnated pinewood posts. Pre-galvanized inside and outside with powder-coated top finish steel posts. Lead-free aluminum with color anodized top finish. Greenline TexMade posts of 100% post-consumer recycled PE and textile waste.



All decks are supported by uniquely designed low-carbon aluminum profiles with multiple attachment options. The grey-colored molded decks are made of 75% post-consumer ocean waste PP material with a non-skid pattern and texture surface.



Ropes are made of UV-stabilized PES rope strands with inner steel cable reinforcement. The polyester wrapping is inductively melted onto each strand to ensure excellent wear and tear resistance.



Wood version of FSC®-certified (FSC®C004450) pine wood with pressure impregnated base treatment and brown painted top finish. Vertical boards and top ends protected by a unique aluminum profile for high outdoor durability.



Shade sails of commercial 95 high density PE knitted specially for sunshade structures. The sails are treated with UV stabilizers to ensure a long lifetime. The sails are supported by a hot dip galvanized steel frame. Closed sail equipped with an easy take down system.

Item no. PCM410332-0950	
Installation Information	
Max. fall height	9'4"
Safety surfacing area	1116ft ²
Total installation time	46.6
Excavation volume	1.74yd ³
Concrete volume	0.29yd ³
Footing depth (standard)	2'11"
Shipment weight	3845lbs
Anchoring options	Surface <input checked="" type="checkbox"/> In-ground <input checked="" type="checkbox"/>
Warranty Information	
EcoCore HDPE	Lifetime
Post	10 Years
PP Decks	10 Years
Ropes & nets	10 Years
Spare Parts Availability	10 Years

Elevated activities	Accessible elevated activities	Accessible ground level activities	Accessible ground level play types
Present			
Required			

Sustainability Data

PCM410332



Cradle to Gate A1-A3	Total CO ₂ emission	CO ₂ e/kg	Recycled materials
	kg CO ₂ e	kg CO ₂ e/kg	%
PCM410332-0950	2,071.40	1.60	71.55
PCM410332-0901	2,246.50	2.09	62.50

The overall framework applied for these factors is the Environmental Product Declaration (EPD), which quantifies "environmental information on the life cycle of a product and enable comparisons between products fulfilling the same function" (ISO, 2006). This follows the structure and applies a Life-Cycle Assessment approach to the entire Product stage from raw material through manufacturing (A1-A3))

Kompan A/S
 C.F. Tietgens Boulevard 32C
 DK-5220 Odense SØ
 Denmark



Verification of CO₂ calculation of: Play systems



Data version no. 2023-10-05

The CO₂ calculation and data are in compliance with the principles of a carbon footprint impact according to the GHG protocol (Greenhouse Gas Protocol), Scope 3, cradle to gate related to all individual components in the product category: "Play systems" represented by item no.: PCM200321-0950.

(Scope 3 emissions include emission sources in the upstream and downstream value chain).

Date: 30. October 2023 | Valid until: 30. October 2025

Verified by:

Julie Marie Vejsgaard Larsen, LCA & EPD Consultant

Verification based on report: Validation of CO₂ calculation of 9 categories of Kompan product line, version 1.0, prepared by: Bureau Veritas HSE, Denmark: Julie M. V. Larsen.

Publication date: 30. October 2023

By Bureau Veritas HSE
 www.bureauveritas.dk
 +45 7731 1000

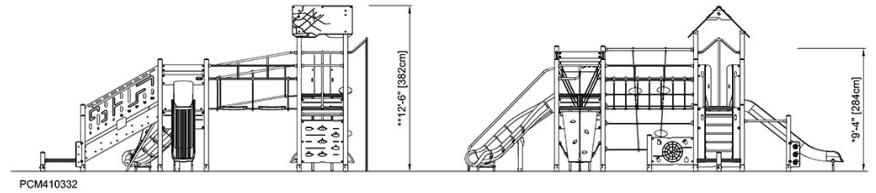
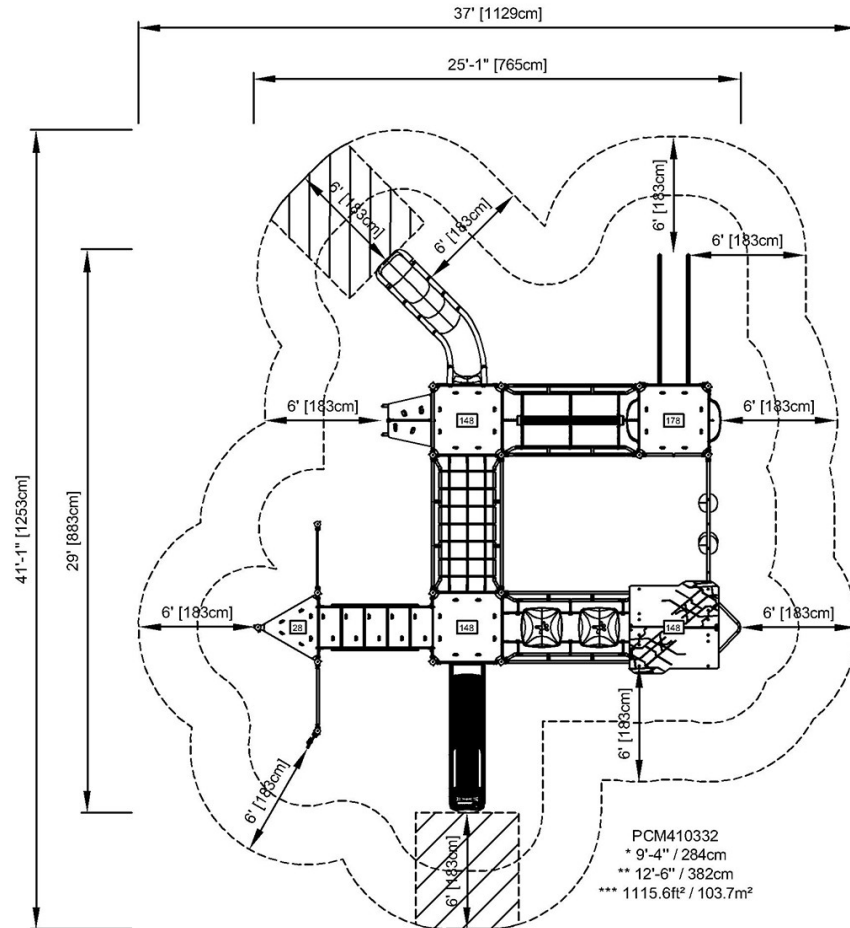


Four Tower with Bridges

PCM410332

* Max fall height | ** Total height | *** Safety surfacing area

* Max fall height | ** Total height



[Click to see TOP VIEW](#)

[Click to see SIDE VIEW](#)