


# Townsend with Shading

PCE111823



Item no. PCE111823-0901	
General Product Information	
Dimensions LxWxH	479x466x480 cm
Age group	4+
Play capacity (users)	13
Color options	<span style="color: blue;">●</span> <span style="color: red;">●</span> <span style="color: green;">●</span>



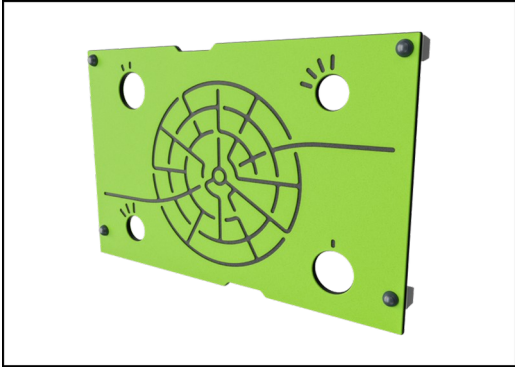
Wow! The Townsend is a fantastic structure that inspires children. The variety of activities will encourage children to play longer and come back again and again. The Townsend offers ample climbing for active children. The varied climbing features train proprioception and cross-body coordination, which are fundamental for children's cross-modal

perception, which is necessary for instance for reading skills. The climbing net is an added challenge for moving up as well as across. It also offers nice places to sit and take a break, thanks to the big mesh sizes. The slide is a thrilling path to return to the ground. Apart from climbing, sliding and gliding, there are plenty of opportunities for social play that will help

children to build important social and emotional skills, and motivate them to play for longer.

# Townsend with Shading

PCE111823



Panels of 19mm EcoCore™. EcoCore™ is a highly durable, eco friendly material, which is not only recyclable after use, but also consists of material produced from +95% recycled post consumer material from food packing waste.



The ELEMENTS roofs are made of recyclable PE made from 33% post consumer recycled materials with a minimum wall thickness of 5 mm to ensure high durability in all climates around the world. The steel pipes are hot dip galvanised inside and outside for maximum durability.



Sails of commercial 95 high density PE knitted specially for sun-shade structures. The sails are treated with UV stabilizers to ensure a long life-time. The sails are supported by a hot dip galvanised steel frame and tightened by stainless steel devices.


Item no. PCE111823-0901

## Installation Information

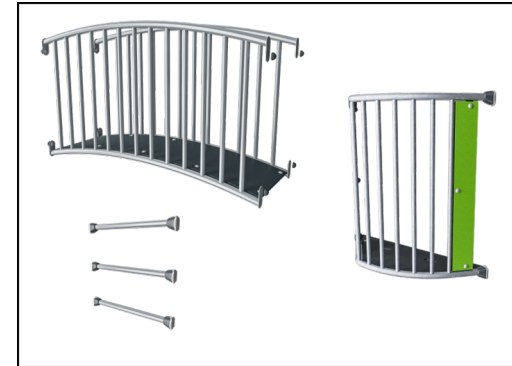
Max. fall height	284 cm
Safety surfacing area	44.3 m <sup>2</sup>
Total installation time	17.6
Excavation volume	0.38 m <sup>3</sup>
Concrete volume	0.06 m <sup>3</sup>
Footing depth (standard)	90 cm
Shipment weight	544 kg
Anchoring options	In-ground ✓ Surface ✓



The main posts are made of high quality pregalvanized steel with powder coated top finish. Post tops are closed with caps of UV stabilized nylon (PA6). The grey colored molded decks are made of 75% post-consumer waste PP material with a non-skid pattern and texture surface. All decks are supported by unique designed low-carbon aluminum profiles with multiple attachment options.



The slides are available in either molded PE made from 33% recycled post-consumer materials in different colors or in full AISI304 stainless steel with a thickness of 2mm.



The steel surfaces are hot dip galvanised inside and outside with lead free zinc. The galvanisation has excellent corrosion resistance in outside environments and requires low maintenance.



# Sustainability Data

PCE111823



## Cradle to Gate A1-A3

## Total CO<sub>2</sub> emission

## CO<sub>2</sub>e/kg

## Recycled materials

kg CO<sub>2</sub>e

kg CO<sub>2</sub>e/kg

%

**PCE111823-0901**

1,180.70

2.95

47.70

The overall framework applied for these factors is the Environmental Product Declaration (EPD), which quantifies "environmental information on the life cycle of a product and enable comparisons between products fulfilling the same function" (ISO, 2006). This follows the structure and applies a Life-Cycle Assessment approach to the entire Product stage from raw material through manufacturing (A1-A3))

### Kompan A/S

C.F. Tietgens Boulevard 32C  
DK-5220 Odense SØ  
Denmark



### Verification of CO<sub>2</sub> calculation of: Play systems



Data version no. 2023-10-05

The CO<sub>2</sub> calculation and data are in compliance with the principles of a carbon footprint impact according to the GHG protocol (Greenhouse Gas Protocol), Scope 3, cradle to gate related to all individual components in the product category: "Play systems" represented by item no.: PCM200321-0950.

(Scope 3 emissions include emission sources in the upstream and downstream value chain).

**Date: 30. October 2023 | Valid until: 30. October 2025**

Verified by:

Julie Marie Vejsgaard Larsen, LCA & EPD Consultant

Verification based on report: Validation of CO<sub>2</sub> calculation of 9 categories of Kompan product line, version 1.0, prepared by: Bureau Veritas HSE, Denmark: Julie M. V. Larsen.

**Publication date: 30. October 2023**

By Bureau Veritas HSE

www.bureauveritas.dk

+45 7731 1000

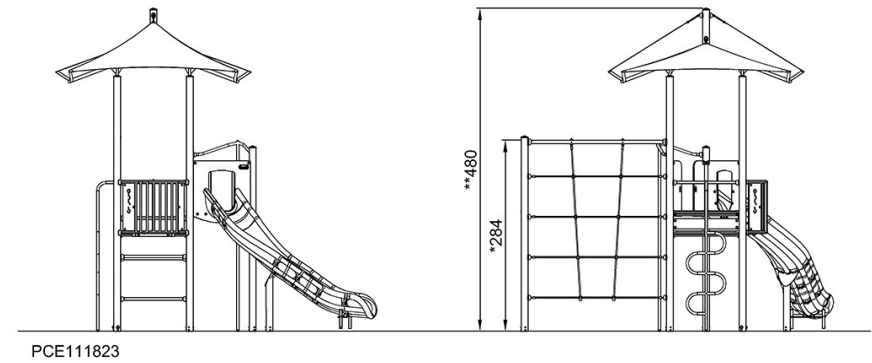
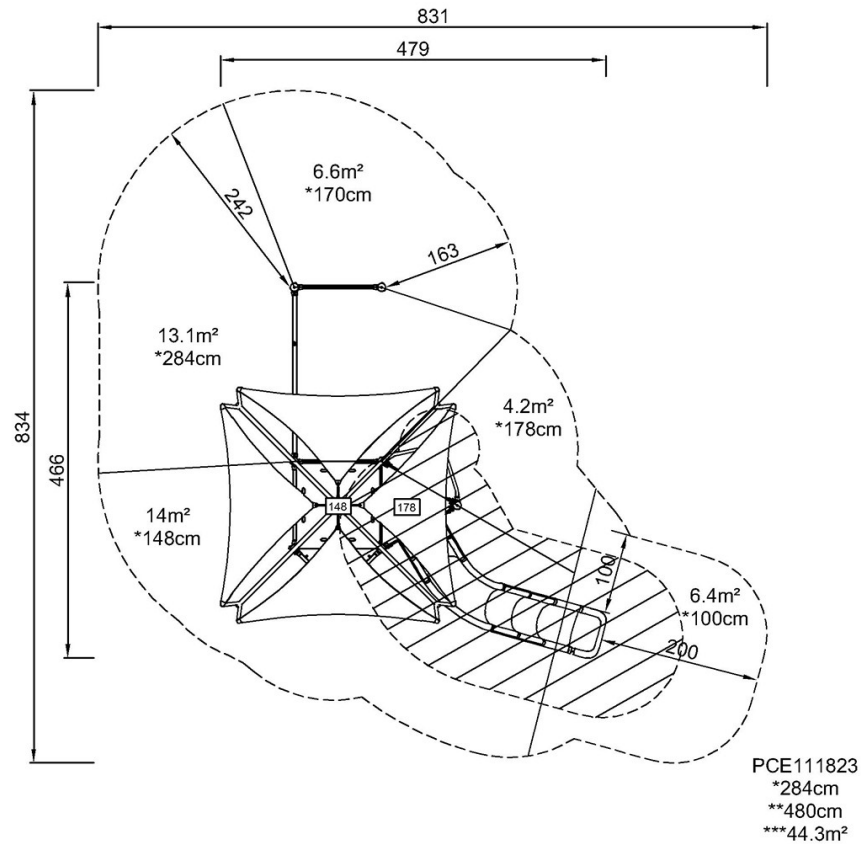


# Townsend with Shading

PCE111823

\* Max fall height | \*\* Total height | \*\*\* Safety surfacing area

\* Max fall height | \*\* Total height



[Click to see TOP VIEW](#)

[Click to see SIDE VIEW](#)