


Draco

GXY943

Item no. GXY943032-3717

General Product Information

Dimensions LxWxH	1026x823x265 cm
Age group	6+
Play capacity (users)	28
Colour options	



Draco invites children to a challenging climbing expedition. At one end solidly fixed to the ground by a curved climbing plate offering both shelter and activity, Draco bends into the Asteroid Belt with its hanging and almost mountaineering facilities. The stable on the other side offers a meeting place and a shaky spot all in one. The route continues through the

Meteor Shower where concentration and agility are demanded in order to travel along the ropes and the multi-coloured orbs. The journey ends in a stable with Play Shell in combination with a rocking tube and Jacobs Ladder.





Open triangle plate

Physical: arm, leg and core muscles are developed when climbing up/through. Proprioception and spatial awareness are also supported, both motor skills that help navigating the body in space. **Social-Emotional:** swaying, bouncy seat for a break, inviting socializing and turn-taking.



Jacob's ladder

Physical: cross coordination and spatial awareness as well as upper body muscles when hanging with arms. This is especially important due to sedentary lifestyles of today's children. **Social-Emotional:** turn-taking and cooperation. **Cognitive:** logical thinking when going from 2nd to 3rd step, changing feet.



Meteor shower link

Physical: agility, balance and coordination when climbing and swaying on ropes. Arm, leg, and core muscles are strengthened. These are important for posture control and sitting still. **Social-Emotional:** turn-taking and consideration of others when climbing through. These skills are hard to teach but easy to learn in play.



Asteroid belt

Physical: sense of space when sitting, swaying. Arm and core muscles when walking in arms. Develops children's upper body muscles and arm strength along with cross coordination. **Social-Emotional:** point from which to see and be seen, socializing for bigger groups of children.



Curved climbing wall

Physical: children develop their cross-body coordination, proprioception and leg, arm and hand strength. Climbing on a curved surface is an extra challenge to muscles.



Play shell

Physical: the swaying movement stimulates the sense of balance, necessary to sit still on a chair. **Social-Emotional:** meeting, taking a break and turn-taking are supported, skills necessary to learn how to avoid conflicts.



Rocking tube

Physical: muscle strength, balance and coordination when climbing up and down, rocking and holding tight.

Draco

GXY943



The steel surfaces of GALAXY are hot dip galvanised inside and outside with lead free zinc. The galvanisation has excellent corrosion resistance in outside environments and requires low maintenance.



Hollow plastic components are made of 100% recyclable PE made from 33% post-consumer materials. The play shell displayed is molded in one piece with minimum 5mm wall thickness to ensure high durability in all climates around the world.



GALAXY climbing triangle with outer soft layer of PUR and corner brackets of moulded nylon (PA6). The core consist of a powder coated welded steel frame with integrated corner suspension points. Larger triangles are closed with an 18mm thick Ekogrip® panel that has a top-layer of rubber with a non-skid effect.



The curved climbing wall is made of a steel frame supported Ekogrip® panel with unique designed climbing cleats. The Ekogrip® panel consist of a 15mm thick PE base with 3 mm top-layer of rubber with a non-skid effect.



The unique designed GALAXY connection ball is made with an inner circular core of aluminium surrounded by a shell of hard PP with a outer layer of soft TPV rubber. Flexible lead free aluminium connectors allow for installation in variable angles.



Galaxy products are available in different colour combinations with either hot dip galvanised steel surface treatment or optional with powder top finish of selected steel components. Colours of the activities are adjusted to support the individual colour combination.

Item no. GXY943032-3717

Installation Information

Max. fall height	257 cm
Safety surfacing area	87.4 m²
Total installation time	32.8
Excavation volume	7.09 m³
Concrete volume	2.32 m³
Footing depth (standard)	90 cm
Shipment weight	1,233 kg
Anchoring options	In-ground ✓ Surface ✓

Warranty Information

EcoCore HDPE	Lifetime
Galaxy connection ball	5 years
Hot dip galvanised steel	Lifetime
Ropes & nets	10 years
Spare parts guaranteed	10 years



Sustainability Data

GXY943



Cradle to Gate A1-A3	Total CO ₂ emission	CO ₂ e/kg	Recycled materials
	kg CO ₂ e	kg CO ₂ e/kg	%
GXY943032-3717	3,121.68	3.26	37.75


The overall framework applied for these factors is the Environmental Product Declaration (EPD), which quantifies "environmental information on the life cycle of a product and enable comparisons between products fulfilling the same function" (ISO, 2006). This follows the structure and applies a Life-Cycle Assessment approach to the entire Product stage from raw material through manufacturing (A1-A3))

Kompan A/S

C.F. Tietgens Boulevard 32C
DK-5220 Odense SØ
Denmark



Verification of CO₂ calculation of: Challengers & Climbers



Data version no. 2023-10-05

The CO₂ calculation and data are in compliance with the principles of a carbon footprint impact according to the GHG protocol (Greenhouse Gas Protocol), Scope 3, cradle to gate related to all individual components in the product category: "Challengers & Climbers" represented by item no.: BLX410301-3717.

(Scope 3 emissions include emission sources in the upstream and downstream value chain).

Date: 30. October 2023 | Valid until: 30. October 2025

Verified by:

Julie Marie Vejsgaard Larsen, LCA & EPD Consultant

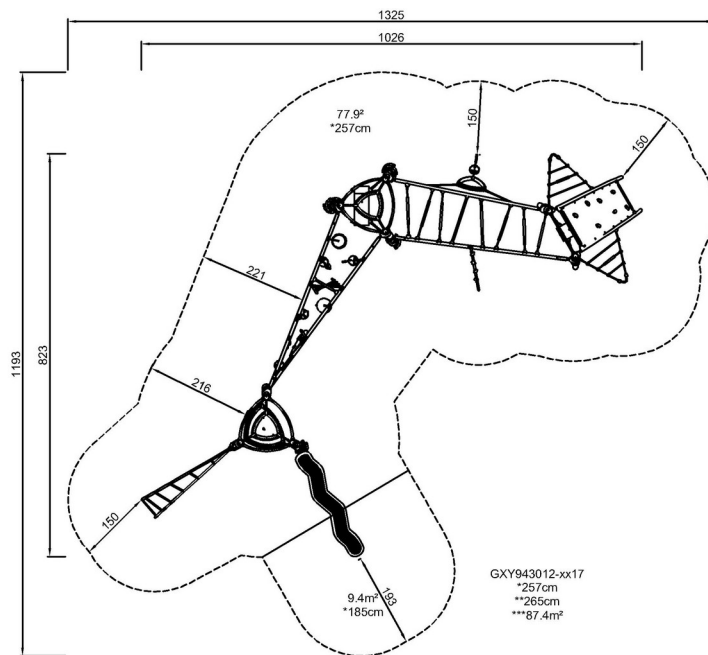
Verification based on report: Validation of CO₂ calculation of 9 categories of Kompan product line, version 1.0, prepared by: Bureau Veritas HSE, Denmark: Julie M. V. Larsen.

Publication date: 30. October 2023

By Bureau Veritas HSE
www.bureauveritas.dk
+45 7731 1000

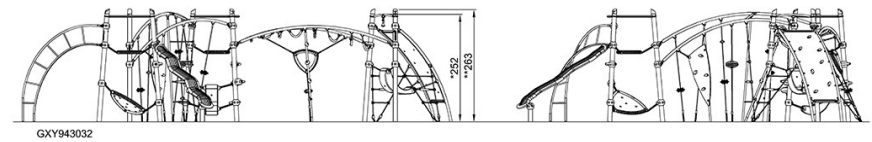


* Max fall height | ** Total height | *** Safety surfacing area



[Click to see TOP VIEW](#)

* Max fall height | ** Total height



[Click to see SIDE VIEW](#)