


Play Tower with Curved Slide

PCM112131



Item no. PCM112131-0905	
General Product Information	
Dimensions LxWxH	13'9"x14'8"x10'2"
Age group	5 - 12
Play capacity (users)	12
Color options	



This play tower with a curved slide and climbing wall attracts children with its varied play offering. Varied climbing, crawling, sliding, and balancing make children want to come back again and again. The graduated challenges allow for varied abilities and a wide age span in users. Under the deck there is a nice point for taking a rest and socializing with

tic-tac-toe. Climbing helps to develop cross-coordination skills. This enhances a child's ability to use both sides of their brain and supports the ability of reading. The Fireman's Pole and curved slide allow for bravehearts to glide and slide down, training their sense of balance and space while having fun. These skills are fundamental in navigating the body

through life confidently and safely. Product description ...



Play Tower with Curved Slide

PCM112131



Tic-tac-toe panel

Social-Emotional: stimulates communication and turn-taking skills. **Cognitive:** support rules understanding, strategic thinking. **Creative:** leaving marks when tumblers are left in new positions.



Accessible stairway

Physical: climbing the accessible stairway is for all and supports cross coordination as well as arm and leg muscles. For young children, walking stairs and alternating feet is developed. **Social-Emotional:** room for active breaks and adult helpers. An inclusive space.



Ring game

Social-Emotional: cooperating from both sides on running rings up and down trains turn-taking and cooperation skills. **Cognitive:** figuring out how to turn the ring to make it fit the holes and move up or down trains logical skills. **Creative:** leaving rings in new positions leaves a mark in the playground.



Curved slide

Physical: sliding develops spatial awareness and a sense of balance. Furthermore, the core muscles are trained when sitting upright going down. **Social-Emotional:** empathy stimulated by turn-taking.




Fireman's pole

Physical: coordination is supported when going down, as well as arm and core muscles. Landing strengthens bone density, which is built for life in early childhood. **Social-Emotional:** turn-taking and risk-taking.

Play Tower with Curved Slide

PCM112131



Panels of 19mm EcoCore™. EcoCore™ is a highly durable, eco friendly material, which is not only recyclable after use, but also consists of a core produced from 100% recycled material.



Main posts with hot-dip galvanized steel footing are available in different materials: Pressure impregnated pinewood posts. Pre-galvanized inside and outside with powder-coated top finish steel posts. Lead-free aluminum with color anodized top finish. Greenline TexMade posts of 100% post-consumer recycled PE and textile waste.



The slides can be chosen in six different colors and three materials: Straight or curved one-piece molded PE slides. Combined EcoCore™ sides and stainless steel. Full stainless steel in a one-piece design for more vandalism-proof solutions.



All decks are supported by uniquely designed low-carbon aluminum profiles with multiple attachment options. The grey-colored molded decks are made of 75% post-consumer ocean waste PP material with a non-skid pattern and texture surface.



KOMPAN GreenLine versions are constructed with the most environmentally friendly materials with the lowest possible CO2e emission factor. TexMade posts, EcoCore™ panels of 100% post-consumer recycled ocean waste, and molded PP decks.

Item no. PCM112131-0905	
Installation Information	
Max. fall height	6'9"
Safety surfacing area	483ft ²
Total installation time	22.0
Excavation volume	0.5yd ³
Concrete volume	0.05yd ³
Footing depth (standard)	2'11"
Shipment weight	1352lbs
Anchoring options	In-ground ✓ Surface ✓
Warranty Information	
EcoCore HDPE	Lifetime
Movable parts	2 Years
Post	10 Years
PP Decks	10 Years
Spare Parts Availability	10 Years

Elevated activities 3	Accessible elevated activities	Accessible ground level activities	Accessible ground level play types
Present	3	2	1
Required	2	1	1

**ASTM
F1487**
compliant

Sustainability Data

PCM112131



Cradle to Gate A1-A3	Total CO ₂ emission	CO ₂ e/kg	Recycled materials
	kg CO ₂ e	kg CO ₂ e/kg	%
PCM112131-0951	796.65	1.53	73.73
PCM112131-0905	977.45	2.09	63.69

The overall framework applied for these factors is the Environmental Product Declaration (EPD), which quantifies "environmental information on the life cycle of a product and enable comparisons between products fulfilling the same function" (ISO, 2006). This follows the structure and applies a Life-Cycle Assessment approach to the entire Product stage from raw material through manufacturing (A1-A3))

Kompan A/S
C.F. Tietgens Boulevard 32C
DK-5220 Odense SØ
Denmark



Verification of CO₂ calculation of: Play systems



Data version no. 2023-10-05

The CO₂ calculation and data are in compliance with the principles of a carbon footprint impact according to the GHG protocol (Greenhouse Gas Protocol), Scope 3, cradle to gate related to all individual components in the product category: "Play systems" represented by item no.: PCM200321-0950.

(Scope 3 emissions include emission sources in the upstream and downstream value chain).

Date: 30. October 2023 | Valid until: 30. October 2025

Verified by:

Julie Marie Vejsgaard Larsen, LCA & EPD Consultant

Verification based on report: Validation of CO₂ calculation of 9 categories of Kompan product line, version 1.0, prepared by: Bureau Veritas HSE, Denmark: Julie M. V. Larsen.

Publication date: 30. October 2023

By Bureau Veritas HSE
www.bureauveritas.dk
+45 7731 1000

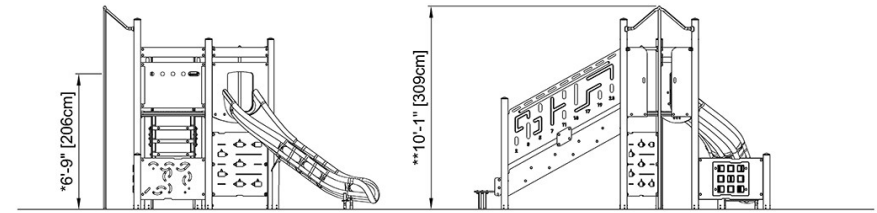
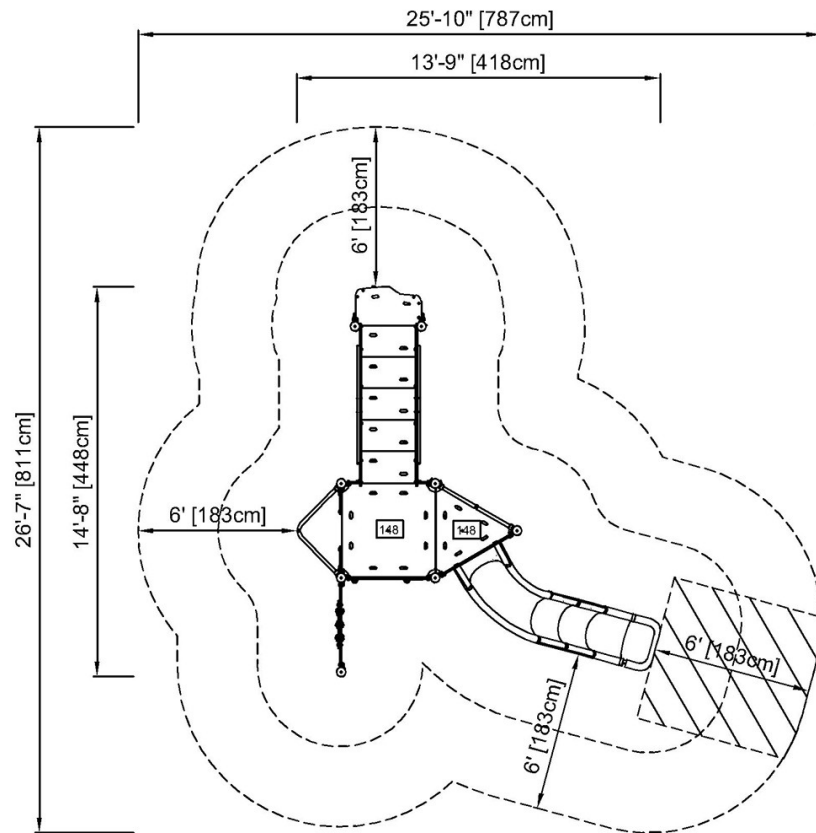


Play Tower with Curved Slide

PCM112131

* Max fall height | ** Total height | *** Safety surfacing area

* Max fall height | ** Total height



PCM112131

PCM112131
* 6'-9" / 206cm
** 10'-1" / 309cm
*** 483ft² / 44.9m²

[Click to see TOP VIEW](#)

[Click to see SIDE VIEW](#)