





Mount Meru with Roof

PCE111432



Item no. PCE111432-0901	
General Product Information	
Dimensions LxWxH	18'11"x16'6"x15'2"
Age group	5 - 12
Play capacity (users)	13
Color options	  



Wow! The Mount Meru is great, thrilling play for school children. The slick design offers a multitude of varied slide, glide, and rotate actions that will support play for a long time. Looping between the varied egresses keeps the heartbeat high. The transparent design of the Mount Meru supports social interaction as children talk with friends across the structure

and its levels. Turn-taking skills as well as other fundamental social-emotional skills come to full use throughout the Mount Meru. The physical play thrill is intense: the Fireman's pole supports dare-devils in whizzing down to earth again. This is great fun, but it also trains the child's spatial awareness. The somersault bar is a playground classic. Somersaulting

develops the proprioception. This is necessary to navigate the world securely. The slides invite with varied heights.



Mount Meru with Roof

PCE111432



Curved slide

Physical: sliding develops spatial awareness and a sense of balance. Furthermore, the core muscles are trained when sitting upright going down. **Social-Emotional:** empathy stimulated by turn-taking.



Somersault bar

Physical: develop balance and core when hanging from knees. Arm, leg and core muscles are developed when climbing up, somersaulting around. Balance and spatial awareness are strengthened. **Social-Emotional:** meeting, socializing and turn-taking when climbing up and down via bar.



Fireman's pole

Physical: coordination is supported when going down, as well as arm and core muscles. Landing strengthens bone density, which is built for life in early childhood. **Social-Emotional:** turn-taking and risk-taking.



Score board

Social-Emotional: teams can each have a button to measure rounds, wins etc. The buttons support cooperation and teamwork. **Cognitive:** counting and registering support skills such as logical thinking and sequencing.

Mount Meru with Roof

PCE111432



Panels of 19mm EcoCore™. EcoCore™ is a highly durable, eco friendly material, which is not only recyclable after use, but also consists of a core produced from 100% recycled material.



The ELEMENTS roofs are made of recyclable PE made from 33% post consumer recycled materials with a minimum wall thickness of 5 mm to ensure high durability in all climates around the world. The steel pipes are hot dip galvanised inside and outside for maximum durability.



Sails of commercial 95 high density PE knitted specially for sun-shade structures. The sails are treated with UV stabilizers to ensure a long life-time. The sails are supported by a hot dip galvanized steel frame and tightened by stainless steel devices.

Item no. PCE111432-0901	
Installation Information	
Max. fall height	4'10"
Safety surfacing area	575ft²
Total installation time	21.4
Excavation volume	0.77yd³
Concrete volume	0.1yd³
Footing depth (standard)	2'11"
Shipment weight	1339lbs
Anchoring options	In-ground ✓ Surface ✓
Warranty Information	
EcoCore HDPE	Lifetime
Hollow PE Parts	10 Years
Post	10 Years
PP Decks	10 Years
Spare Parts Availability	10 Years



The main posts are made of high quality pregalvanized steel with powder coated top finish. Post tops are closed with caps of UV stabilized nylon (PA6). The grey colored molded decks are made of 75% post-consumer waste PP material with a non-skid pattern and texture surface. All decks are supported by unique designed low-carbon aluminum profiles with multiple attachment options.



The slides are available in either molded PE in different colors or in full stainless steel AISI304 t= 2mm.



All steel activities has a unique surface treatment of hot dip galvanized base and powder coated top finish to provide durable products with long lifetime for all environments.

Elevated activities 4	Accessible elevated activities	Accessible ground level activities	Accessible ground level play types
Present	4	2	2
Required	2	1	1

**ASTM
F1487**
compliant

Sustainability Data

PCE111432



Cradle to Gate A1-A3	Total CO ₂ emission	CO ₂ e/kg	Recycled materials
	kg CO ₂ e	kg CO ₂ e/kg	%
PCE111432-0901	994.09	2.02	57.95

The overall framework applied for these factors is the Environmental Product Declaration (EPD), which quantifies "environmental information on the life cycle of a product and enable comparisons between products fulfilling the same function" (ISO, 2006). This follows the structure and applies a Life-Cycle Assessment approach to the entire Product stage from raw material through manufacturing (A1-A3))

Kompan A/S

C.F. Tietgens Boulevard 32C
DK-5220 Odense SØ
Denmark



Verification of CO₂ calculation of: Play systems



Data version no. 2023-10-05

The CO₂ calculation and data are in compliance with the principles of a carbon footprint impact according to the GHG protocol (Greenhouse Gas Protocol), Scope 3, cradle to gate related to all individual components in the product category: "Play systems" represented by item no.: PCM200321-0950.

(Scope 3 emissions include emission sources in the upstream and downstream value chain).

Date: 30. October 2023 | Valid until: 30. October 2025

Verified by:

Julie Marie Vejsgaard Larsen, LCA & EPD Consultant

Verification based on report: Validation of CO₂ calculation of 9 categories of Kompan product line, version 1.0, prepared by: Bureau Veritas HSE, Denmark: Julie M. V. Larsen.

Publication date: 30. October 2023

By Bureau Veritas HSE
www.bureauveritas.dk
+45 7731 1000

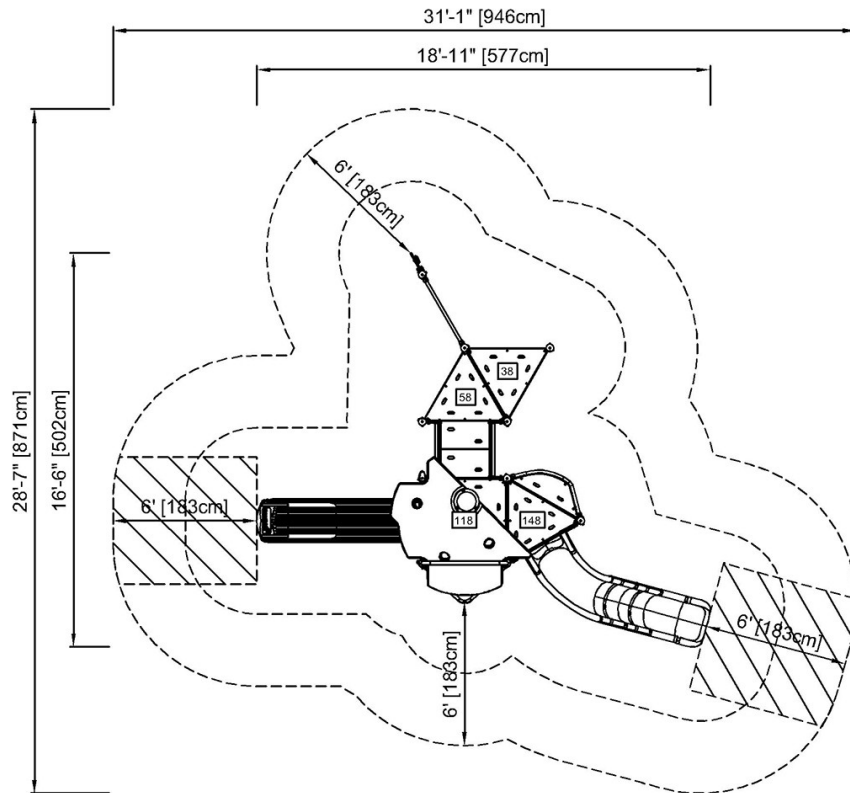


Mount Meru with Roof

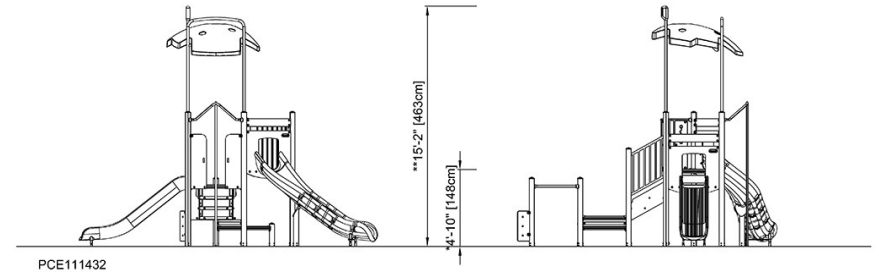
PCE111432

* Max fall height | ** Total height | *** Safety surfacing area

* Max fall height | ** Total height



PCE111432
* 4'-10" / 148cm
** 15'-2" / 463cm
*** 574.8ft² / 53.4m²



[Click to see TOP VIEW](#)

[Click to see SIDE VIEW](#)