



# Ocean Giant XL

PCT110621



Item no. PCT110621-0901	
General Product Information	
Dimensions LxWxH	968x1124x891 cm
Age group	6+
Play capacity (users)	60
Colour options	



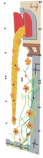
WOW! The Ocean Giant XL's sky-high climb-slide-meet features attract all children hugely. The Giant offers a unique variety of speedy sliding, gentle swaying and not least challenging climbing. The transparent towers are meandering climbs, promoting thrill and social interaction. This ensures vigorous play, over and over. The slides are main attractions.

The open and closed slide and the challenging banister bars offer each their fast ride. Severe fun, stimulating social-emotional skills such as self-regulation and empathy. The varied climbing activities add choice for all, the transparent climbs add thrill. Climbing here trains cross-coordination, sense of space and muscles. Play shells, talking tube, hammock

and tic-tac-toe create an inviting ground level space. Low climbing and ropes with pods add opportunities for all to socialize and participate in play.

# Ocean Giant XL

PCT110621



## Internal transparent climbing panel

**Physical:** supports cross coordination, which supports cross-modal perception, necessary for other skills such as reading. Further train leg, arm and hand strength. **Social-Emotional:** the see-through panel adds the possibility to watch and contact friends on ground level when up high. **Cognitive:** the see through-effect adds a feeling of thrill when used up high.



## Rope climber

**Physical:** children develop cross coordination when climbing and upper body muscles when pulling themselves upwards in the support ropes. **Social-Emotional:** place for meeting, taking a break and socializing.



## Somersault bar

**Physical:** develop balance and core when hanging from knees. Arm, leg and core muscles are developed when climbing up, somersaulting around. Balance and spatial awareness are strengthened. **Social-Emotional:** meeting, socializing and turn-taking when climbing up and down via bar.



## Banister bars

**Physical:** coordination is supported when going down, as well as arm and core muscles. Landing strengthens bone density, which is built for life in childhood. **Social-Emotional:** turn-taking and risk-taking.



## Tic-tac-toe panel

**Social-Emotional:** stimulates communication and turn-taking skills. **Cognitive:** support rules understanding, strategic thinking. **Creative:** leaving marks when tumblers are left in new positions.



## High spiral tube slide

**Physical:** sliding supports spatial awareness and a sense of balance. Furthermore, the core muscles are trained when sitting upright going down. **Social-Emotional:** thrill when going down fast. Empathy stimulated by turn-taking. Feeling of security when stopping on extra long slide mouth.



## Movable hammock

**Physical:** sense of balance when swaying, body pressure when lying. Support users lying or seated. **Social-Emotional:** meeting, pushing friends gently back and forth, turn-taking. **Creative:** changing direction and position of hammock.

# Ocean Giant XL

PCT110621



Panels of 19mm EcoCore™. EcoCore™ is a highly durable, eco friendly material, which is not only recyclable after use, but also consists of material produced from +95% recycled post consumer material from food packing waste.



All decks are supported by unique designed low-carbon aluminum profiles with multiple attachment options. The grey colored molded decks are made of 75% post-consumer waste PP material with a non-skid pattern and texture surface.



The main posts have an alloy with improved tensile and yield strength to ensure superior structural integrity of the high towers. The posts has hot dip galvanised base and powder coated top finish which ensure long lifetime.

Item no. PCT110621-0901

### Installation Information

Max. fall height	279 cm
Safety surfacing area	109.0 m <sup>2</sup>
Total installation time	194.5
Excavation volume	13.07 m <sup>3</sup>
Concrete volume	6.35 m <sup>3</sup>
Footing depth (standard)	90 cm
Shipment weight	4,220 kg
Anchoring options	In-ground ✓ Surface ✓

### Warranty Information

EcoCore HDPE	Lifetime
PP Decks	10 years
Ropes & nets	10 years
Spare parts guaranteed	10 years
Steel post HDG	Lifetime



High-quality polycarbonate with a thickness of 15mm. The graphic prints are added by a unique multi-layer print process where the inner layer is the image and outer transparent layer functions as protection. Both PC panel and the water-based lacquer are UV stabilized to prevent fading.



Fully welded steel frame with 45° cross welded steel grid of round steel pins with a diameter of 4mm. The airflow panel contributes to the overall structural integrity of the GIANT towers.



Curved and straight tunnel slide of either PE or stainless-steel material and supported by multiple steel rods to a center steel post. The tunnel slides are designed with perfect curve and inclination for a playful ride.



# Sustainability Data

PCT110621



Cradle to Gate A1-A3	Total CO <sub>2</sub> emission	CO <sub>2</sub> e/kg	Recycled materials
	kg CO <sub>2</sub> e	kg CO <sub>2</sub> e/kg	%
<b>PCT110621-0901</b>	10,084.66	3.04	51.35

The overall framework applied for these factors is the Environmental Product Declaration (EPD), which quantifies "environmental information on the life cycle of a product and enable comparisons between products fulfilling the same function" (ISO, 2006). This follows the structure and applies a Life-Cycle Assessment approach to the entire Product stage from raw material through manufacturing (A1-A3))

**Kompan A/S**  
 C.F. Tietgens Boulevard 32C  
 DK-5220 Odense SØ  
 Denmark



## Verification of CO<sub>2</sub> calculation of: Play systems



Data version no. 2023-10-05

The CO<sub>2</sub> calculation and data are in compliance with the principles of a carbon footprint impact according to the GHG protocol (Greenhouse Gas Protocol), Scope 3, cradle to gate related to all individual components in the product category: "Play systems" represented by item no.: PCM200321-0950.

(Scope 3 emissions include emission sources in the upstream and downstream value chain).

**Date: 30. October 2023 | Valid until: 30. October 2025**

Verified by:

Julie Marie Vejsgaard Larsen, LCA & EPD Consultant

Verification based on report: Validation of CO<sub>2</sub> calculation of 9 categories of Kompan product line, version 1.0, prepared by: Bureau Veritas HSE, Denmark: Julie M. V. Larsen.

**Publication date: 30. October 2023**

By Bureau Veritas HSE  
 www.bureauveritas.dk  
 +45 7731 1000

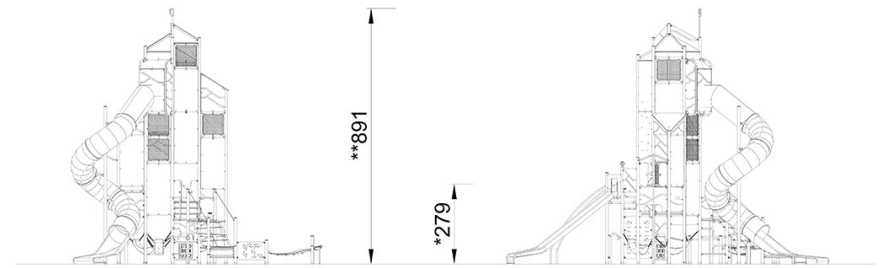
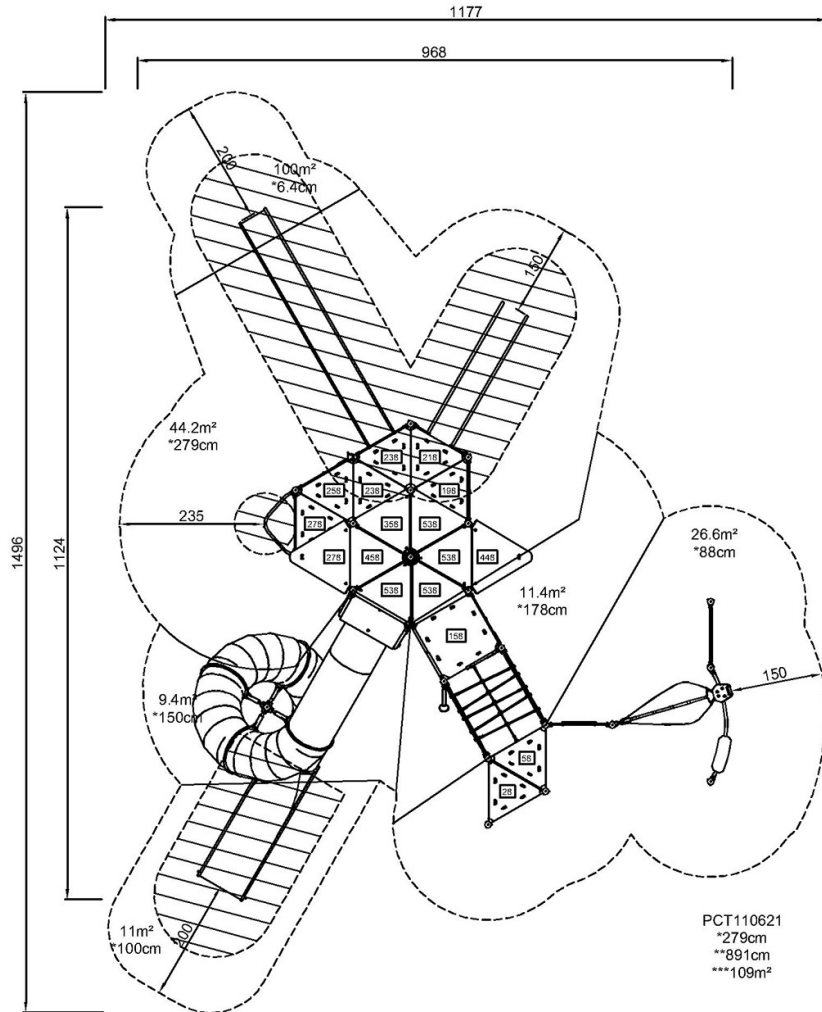


# Ocean Giant XL

PCT110621

\* Max fall height | \*\* Total height | \*\*\* Safety surfacing area

\* Max fall height | \*\* Total height



PCT110621

[Click to see TOP VIEW](#)

[Click to see SIDE VIEW](#)