



# Slide & Swing Tower

NRO1013



Item no. NRO1013-1021	
General Product Information	
Dimensions LxWxH	291x741x319 cm
Age group	4+
Play capacity (users)	7
Color options	



The Slide & Swing Tower appeals immensely to children. With its climb and slide variations, children will try it out repeatedly, training cardio and muscles as they loop the swing, access beams, fireman's pole and slide. Swinging trains the children's ABC: agility, balance and coordination. These motor skills are crucial when judging distances and navigating e.g.

street traffic safely. When jumping off, children build bone density, which is mainly built through weight bearing activity such as jumping in the first decades of life. The platform offers two ways out: the slide, or the Fireman's Pole. Both train spatial awareness, which is important for understanding the body and space, speed and distance. Across the unit,

ample space adds room for meeting and exchanging, training social skills.



# Slide & Swing Tower

NRO1013



All Organic Robinia products by KOMPAN are made of Robinia wood from sustainable European sources. On request it can be supplied as FSC® Certified (FSC® C004450).



The paint used for coloured components is water based environmentally friendly with excellent UV resistance. The paint is in compliance with EN 71 Part 3.



The stainless-steel slides with one-piece slide bed are made of high-quality stainless-steel AISI 304.

Item no. NRO1013-1021

## Installation Information

Max. fall height	209 cm
Safety surfacing area	41.6 m <sup>2</sup>
Total installation time	18.1
Excavation volume	1.13 m <sup>3</sup>
Concrete volume	0.13 m <sup>3</sup>
Footing depth (standard)	100 cm
Shipment weight	932 kg
Anchoring options	In-ground ✓



The hardware is made of stainless steel or galvanised steel to ensure durable connections with a high corrosion resistance.



Swing hangers for Robinia wood crossbeams are made of stainless steel brackets and can move over two axis. The flange bearings are silicone enriched to make the suspension maintenance free.



The standard seats of KOMPAN swings is engineered for maximum safety and durability. The two component seat with a PP inner core and outside rubber is produced in one operation. The seats are available with swing chains of either hot dip galvanised steel or stainless steel for all swings heights.



# Sustainability Data

NRO1013



Cradle to Gate A1-A3	Total CO <sub>2</sub> emission	CO <sub>2</sub> e/kg	Recycled materials
	kg CO <sub>2</sub> e	kg CO <sub>2</sub> e/kg	%
<b>NRO1013-1021</b>	403.10	0.60	6.50

The overall framework applied for these factors is the Environmental Product Declaration (EPD), which quantifies "environmental information on the life cycle of a product and enable comparisons between products fulfilling the same function" (ISO, 2006). This follows the structure and applies a Life-Cycle Assessment approach to the entire Product stage from raw material through manufacturing (A1-A3))

**Kompan A/S**  
 C.F. Tietgens Boulevard 32C  
 DK-5220 Odense SØ  
 Denmark



## Verification of CO<sub>2</sub> calculation of: Nature play



Data version no. 2023-10-05

The CO<sub>2</sub> calculation and data are in compliance with the principles of a carbon footprint impact according to the GHG protocol (Greenhouse Gas Protocol), Scope 3, cradle to gate related to all individual components in the product category: "Nature play" represented by item no.: NRO409-0621.

(Scope 3 emissions include emission sources in the upstream and downstream value chain).

**Date: 30. October 2023 | Valid until: 30. October 2025**

**Verified by:**

Julie Marie Vejsgaard Larsen, LCA & EPD Consultant

Verification based on report: Validation of CO<sub>2</sub> calculation of 9 categories of Kompan product line, version 1.0, prepared by: Bureau Veritas HSE, Denmark: Julie M. V. Larsen.

**Publication date: 30. October 2023**

**By Bureau Veritas HSE**  
 www.bureauveritas.dk  
 +45 7731 1000

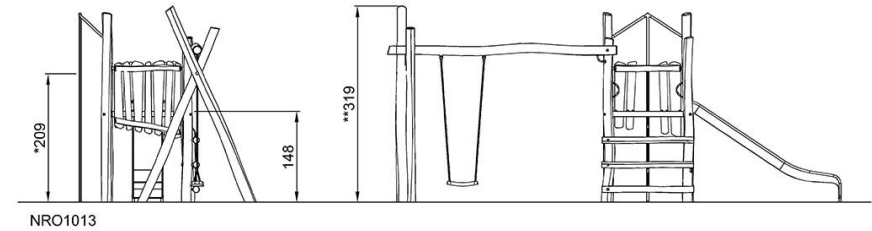
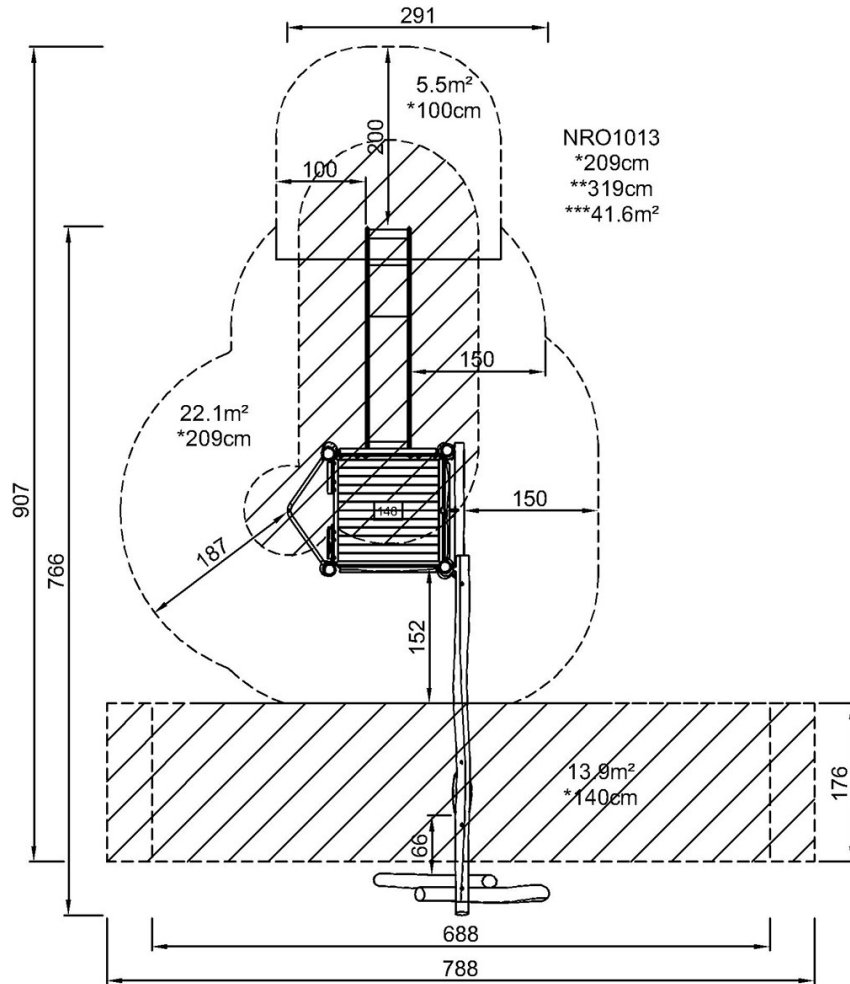


# Slide & Swing Tower

NRO1013

\* Max fall height | \*\* Total height | \*\*\* Safety surfacing area

\* Max fall height | \*\* Total height



[Click to see TOP VIEW](#)

[Click to see SIDE VIEW](#)