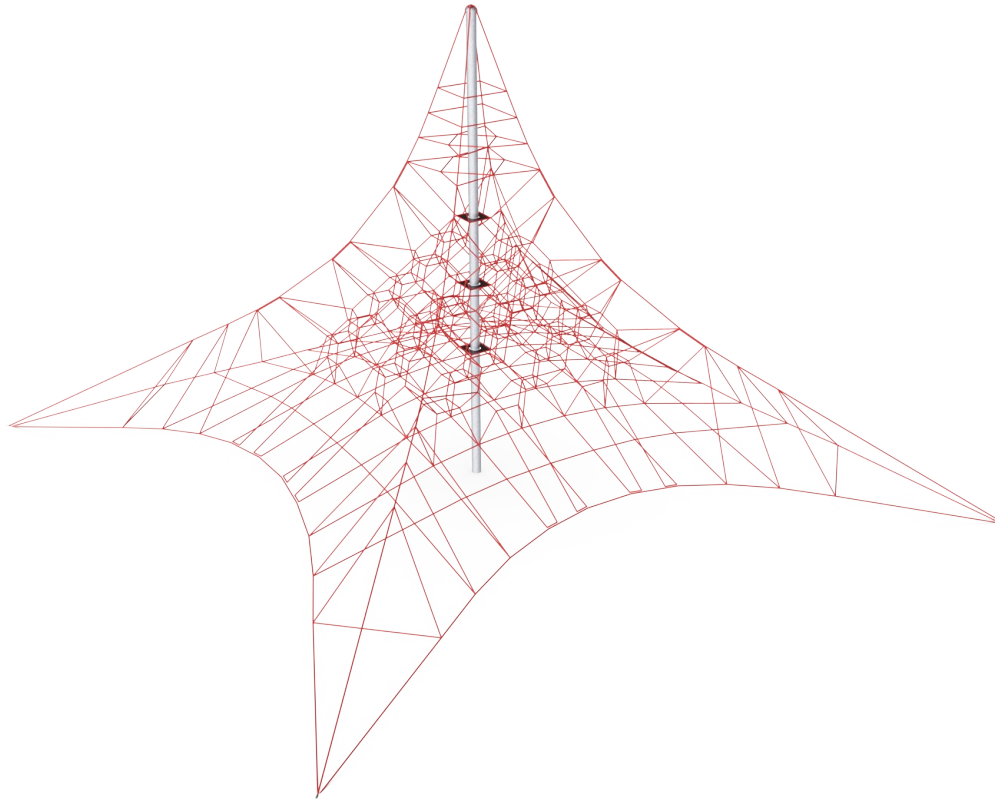
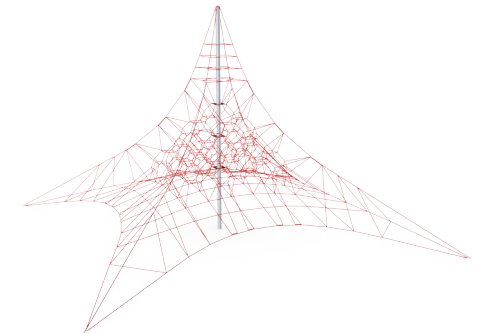



# Giant Spacenet

COR33481



Item no. COR334811-1401	
<b>General Product Information</b>	
Dimensions LxWxH	1500x1500x942 cm
Age group	8+
Play capacity (users)	103
Colour options	



The Giant Spacenets with its numerous climbing cubes provides any spacious play area with a spectacularly attractive play event. For hours and hours children and even adults will climb around the attractive bouncy ropes and go to the top for a view of the area.

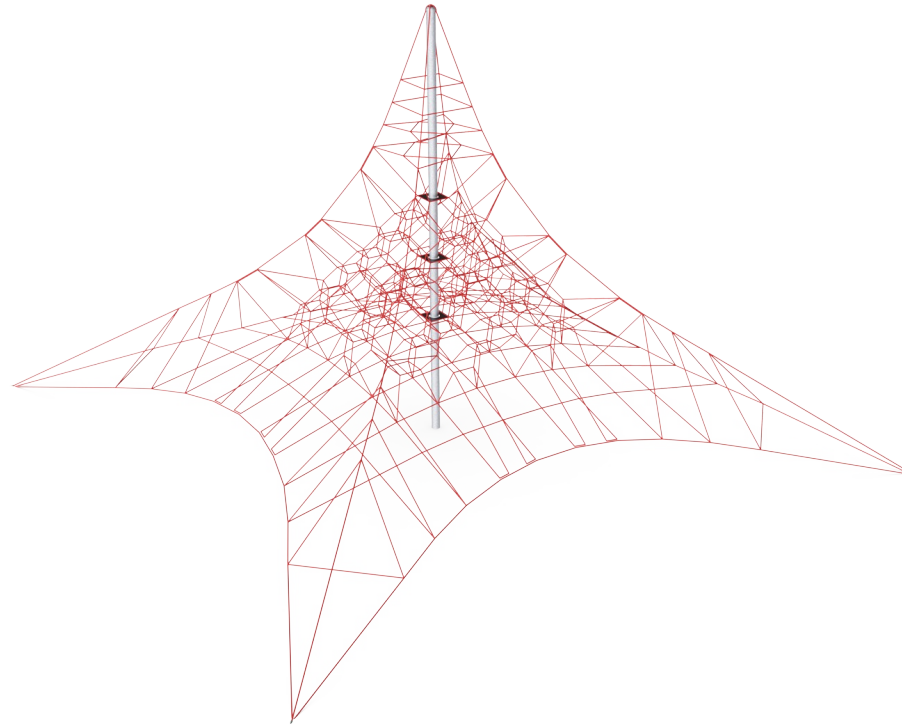
# Giant Spacenet

COR33481




## Mast

**Physical:** the slightly swaying mast stimulates children's muscles and motor skills when they hold tight climbing the net. **Social-Emotional:** children develop courage and self-regulation when climbing up high. This positively affects self-confidence.



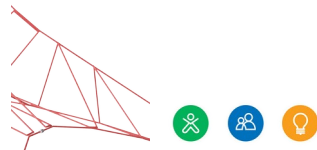
## Big meshes

**Physical:** the big meshes allow for climbing and crawling, supporting proprioception, cross coordination and spatial awareness. Climbing here takes muscle strength, pushing and pulling arms to get upwards. **Social-Emotional:** allow more children being seated together, sharing.



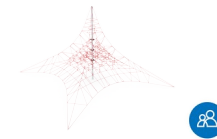
## Highest rungs

**Physical:** spatial awareness is supported, arm muscles when holding tight. **Social-Emotional:** children develop courage, self-confidence, consideration and turn-taking, all important life skills.



## Bouncy net meshes

**Physical:** agility, balance and coordination as well as spatial awareness are supported when bouncing, climbing and sitting in the net. Children use muscle strength of arms, legs and core, and build bone density when jumping down. **Social-Emotional:** the bouncing, swaying net appeals to empathy and cooperation. **Cognitive:** physical memory, logical thinking, concentration.



## Transparency

**Social-Emotional:** the transparency makes possible cooperation and communication throughout, all important life-skills for children to learn.



## Sturdy, lower rungs

**Physical:** the stiff bounce of the lower rung supports balance and coordination as well as strengthens bone density when jumping down. Hanging from the arms trains back and upper body muscles, supporting good posture. These are a growing concern for children due to sedentary lifestyles. **Social-Emotional:** great meeting point allowing socializing.

# Giant Spacenet

COR33481



Ropes of UV-stabilized PES rope strands with inner steel cable reinforcement. The polyester yarn is made from +95% post-consumer materials and is inductively melted onto each strand. The ropes are highly wear- and vandalism-resistant and can be replaced at site if needed.



Corocord 'S' clamps are used as universal connections in Corocord products. 8mm stainless steel rods with rounded edges are pressed around the ropes with a special hydraulic press, making them the ideal connector: safe, durable and vandalism-proof, all while allowing the typical movement of rope play structures.



The spacenets' main bearing ropes are equipped with an additional safety feature: should the main connections fail, the safety rope prevents collapse of the structure.



Corocord membranes consist of friction-proof rubberized material of conveyor belt quality with excellent UV resistance. Tested and compliant with REACH requirements for PAH. Embedded is a four-layered armoring made of woven polyester. The armoring and the two surface layers result in a total thickness of 7.5 mm.



In the centre of the net is the mast, made of high quality seamless steel. The structure of the mast as an oscillating support is statically favourable and equalizes the oscillations in the net. The masts are hot dip galvanised as standard, with the design option of additional powder coating.



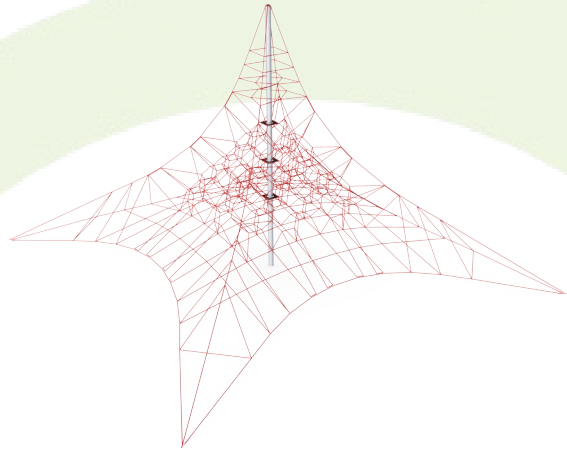
For installations using rubber surfacing the turnbuckle protectors are to be ordered separately.

Item no. COR334811-1401	
Installation Information	
Max. fall height	260 cm
Safety surfacing area	246.4 m <sup>2</sup>
Total installation time	33.9
Excavation volume	24.07 m <sup>3</sup>
Concrete volume	17.05 m <sup>3</sup>
Footing depth (standard)	140 cm
Shipment weight	1,447 kg
Anchoring options	In-ground ✓
Warranty Information	
Corocord rope	10 years
Membrane	2 years
S-Clamps	10 years
Spare parts guaranteed	10 years
Steel post HDG	Lifetime



# Sustainability Data

COR33481



Cradle to Gate A1-A3	Total CO <sub>2</sub> emission	CO <sub>2</sub> e/kg	Recycled materials
	kg CO <sub>2</sub> e	kg CO <sub>2</sub> e/kg	%
<b>COR334811-1401</b>	3,703.91	3.04	55.25

The overall framework applied for these factors is the Environmental Product Declaration (EPD), which quantifies "environmental information on the life cycle of a product and enable comparisons between products fulfilling the same function" (ISO, 2006). This follows the structure and applies a Life-Cycle Assessment approach to the entire Product stage from raw material through manufacturing (A1-A3))

**Kompan A/S**  
 C.F. Tietgens Boulevard 32C  
 DK-5220 Odense SØ  
 Denmark



## Verification of CO<sub>2</sub> calculation of: Corocord



Data version no. 2023-10-05

The CO<sub>2</sub> calculation and data are in compliance with the principles of a carbon footprint impact according to the GHG protocol (Greenhouse Gas Protocol), Scope 3, cradle to gate related to all individual components in the product category: "Corocord" represented by item no.: COR314011-1101.

(Scope 3 emissions include emission sources in the upstream and downstream value chain).

**Date: 30. October 2023 | Valid until: 30. October 2025**

Verified by:

Julie Marie Vejsgaard Larsen, LCA & EPD Consultant

Verification based on report: Validation of CO<sub>2</sub> calculation of 9 categories of Kompan product line, version 1.0, prepared by: Bureau Veritas HSE, Denmark: Julie M. V. Larsen.

**Publication date: 30. October 2023**

By Bureau Veritas HSE  
 www.bureauveritas.dk  
 +45 7731 1000

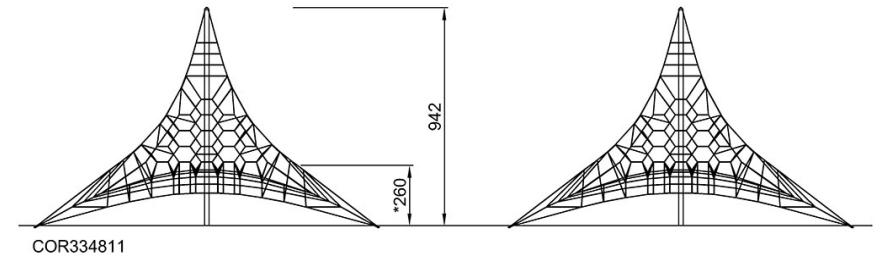
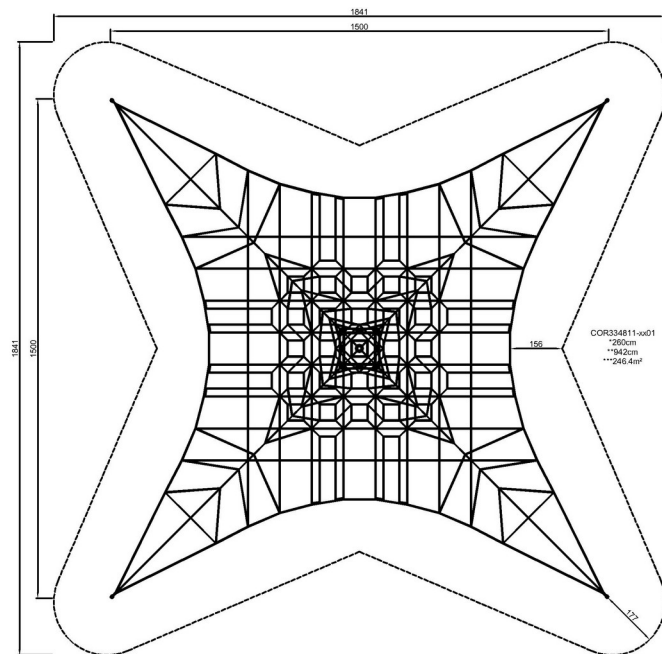


# Giant Spacenet

COR33481

\* Max fall height | \*\* Total height | \*\*\* Safety surfacing area

\* Max fall height | \*\* Total height



Attention! Foundation anchor blocks exceeds safety zone area. See installation instructions.

[Click to see TOP VIEW](#)

[Click to see SIDE VIEW](#)