



Ocean Giant L & Side Tower

PCT210731



Item no. PCT210731-0901	
General Product Information	
Dimensions LxWxH	34'4"x39'11"x21'4"
Age group	5 - 12
Play capacity (users)	50
Color options	



WOW! The Ocean Giant L's high climb-balance-slide-meet features attract children from afar. The Giant is a unique variety of speedy sliding and gliding, gentle swaying, and not least, challenging climbing activities. The see through tower is a meandering framework for climbing that promotes thrill and cooperation. This guarantees vigorous play

over and over. The open and closed slide, the fireman's pole, and banister bars offer fast rides, a ton of fun and stimulating social-emotional skills, such as self-regulation and empathy. The balance bridge and pipe climber add thrill to the open towers and stimulate cross-coordination and the senses of balance and space. Play shells, talking tube, hammock,

and tic-tac-toe create an inviting ground level space that adds opportunities for all to make friends in play.

Ocean Giant L & Side Tower

PCT210731



Movable hammock

Physical: sense of balance when swaying, body pressure when lying. Support users lying or seated. **Social-Emotional:** meeting, pushing friends gently back and forth, turn-taking. **Creative:** changing direction and position of hammock.



Long tube slide

Physical: sliding develops spatial awareness and the sense of balance. **Social-Emotional:** the height ensures extra speed and thrill. Empathy stimulated by turn-taking and consideration of others. Feeling of security when stopping on extra long slide mouth.



Fireman's pole

Physical: coordination is supported when going down, as well as arm and core muscles. Landing strengthens bone density, which is built for life in early childhood. **Social-Emotional:** turn-taking and risk-taking.



Pipe climber

Physical: muscle strength, cross coordination, and spatial awareness when climbing. **Social-Emotional:** encourage socializing when seated on the bars.



Transparent panels with graphic

Social-Emotional: the see-through panel makes it possible to watch and contact friends at ground level while up high. **Cognitive:** the see through-effect adds a feeling of thrill when used up high. The graphic suggests a theme and supports dramatic play, which stimulates language and communication skills.



Tower net

Physical: the children have quick access up the horizontal rungs, and a slower climb up the sloping rungs. The net can be climbed from both sides, levelling the challenge of accessing the platform. Cross coordination and sense of space is supported, as well as arm and leg muscles. **Social-Emotional:** the two-sided net allows for social interaction. The size invites socializing. **Cognitive:** logical thinking when planning how to best enter the platform from the net.



Banister bars

Physical: coordination is supported when going down, as well as arm and core muscles. Landing strengthens bone density, which is built for life in childhood. **Social-Emotional:** turn-taking and risk-taking.

Ocean Giant L & Side Tower

PCT210731



Panels of 19mm EcoCore™. EcoCore™ is a highly durable, eco friendly material, which is not only recyclable after use, but also consists of a core produced from 100% recycled material.



All decks are supported by uniquely designed low-carbon aluminum profiles with multiple attachment options. The grey-colored molded decks are made of 75% post-consumer ocean waste PP material with a non-skid pattern and texture surface.



The main posts have an alloy with improved tensile and yield strength to ensure superior structural integrity of the high towers. The posts has hot dip galvanized base and powder coated top finish which ensure long lifetime.

Item no. PCT210731-0901

Installation Information

Max. fall height	9'4"
Safety surfacing area	1413ft ²
Total installation time	164.7
Excavation volume	19.24yd ³
Concrete volume	8.57yd ³
Footing depth (standard)	2'11"
Shipment weight	6818lbs
Anchoring options	In-ground ✓ Surface ✓

Warranty Information

EcoCore HDPE	Lifetime
PP Decks	10 Years
Ropes & nets	10 Years
Spare Parts Availability	10 Years
Steel post HDG	Lifetime



High-quality polycarbonate with a thickness of 15mm. The graphic prints are added by a unique multi-layer print process where the inner layer is the image and outer transparent layer functions as protection. Both PC panel and the water-based lacquer are UV stabilized to prevent fading.



Fully welded steel frame with 45° cross welded steel grid of round steel pins with a diameter of 4mm. The airflow panel contributes to the overall structural integrity of the GIANT towers.



Curved and straight tunnel slide of either PE or stainless-steel material and supported by multiple steel rods to a center steel post. The tunnel slides are designed with perfect curve and inclination for a playful ride.

Elevated activities 15	Accessible elevated activities	Accessible ground level activities	Accessible ground level play types
Present	9	5	3
Required	8	5	3

ASTM F1487
compliant

Sustainability Data

PCT210731



Cradle to Gate A1-A3	Total CO ₂ emission	CO ₂ e/kg	Recycled materials
	kg CO ₂ e	kg CO ₂ e/kg	%
PCT210731-0901	7,355.76	2.80	54.61

The overall framework applied for these factors is the Environmental Product Declaration (EPD), which quantifies "environmental information on the life cycle of a product and enable comparisons between products fulfilling the same function" (ISO, 2006). This follows the structure and applies a Life-Cycle Assessment approach to the entire Product stage from raw material through manufacturing (A1-A3))

Kompan A/S
 C.F. Tietgens Boulevard 32C
 DK-5220 Odense SØ
 Denmark



Verification of CO₂ calculation of: Play systems



Data version no. 2023-10-05

The CO₂ calculation and data are in compliance with the principles of a carbon footprint impact according to the GHG protocol (Greenhouse Gas Protocol), Scope 3, cradle to gate related to all individual components in the product category: "Play systems" represented by item no.: PCM200321-0950.

(Scope 3 emissions include emission sources in the upstream and downstream value chain).

Date: 30. October 2023 | Valid until: 30. October 2025

Verified by:

Julie Marie Vejsgaard Larsen, LCA & EPD Consultant

Verification based on report: Validation of CO₂ calculation of 9 categories of Kompan product line, version 1.0, prepared by: Bureau Veritas HSE, Denmark: Julie M. V. Larsen.

Publication date: 30. October 2023

By Bureau Veritas HSE
 www.bureauveritas.dk
 +45 7731 1000

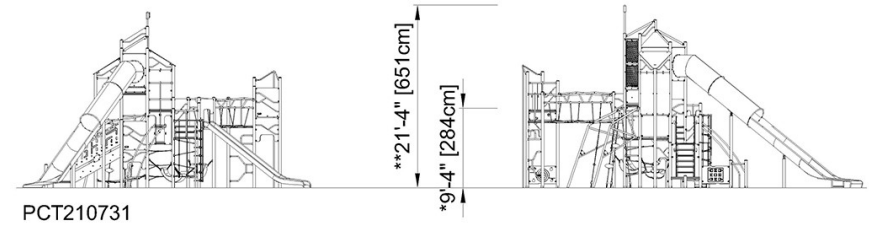
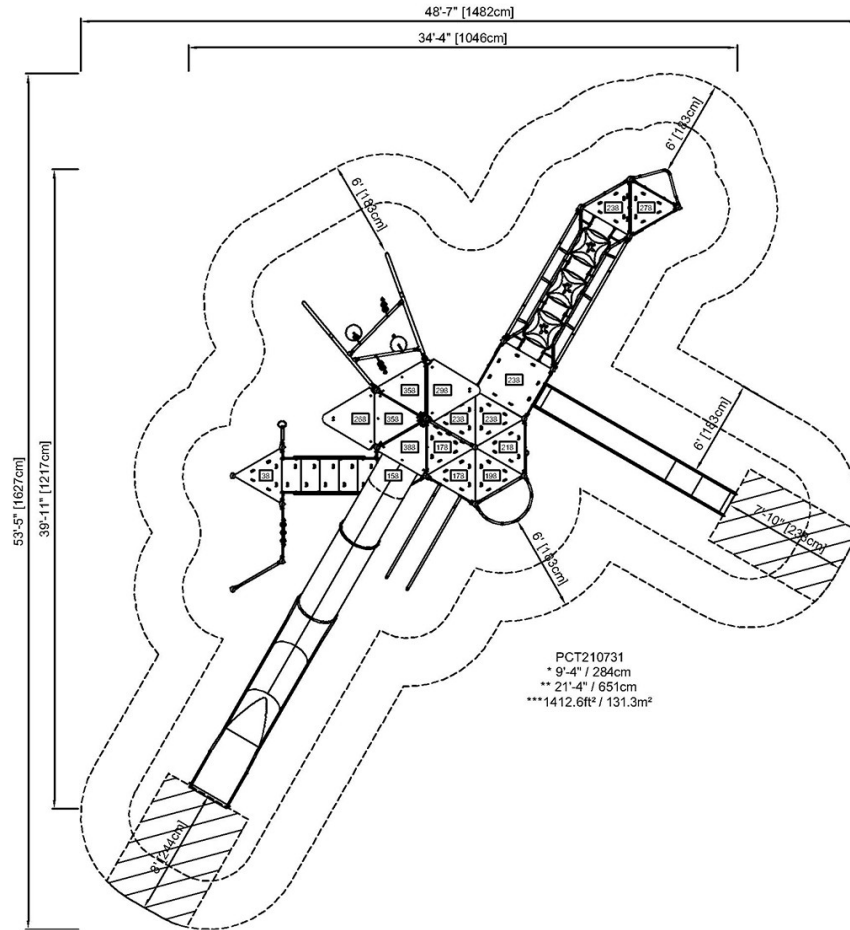


Ocean Giant L & Side Tower

PCT210731

* Max fall height | ** Total height | *** Safety surfacing area

* Max fall height | ** Total height



[Click to see TOP VIEW](#)

[Click to see SIDE VIEW](#)