


Bike High Seat

FSW247



The Bike offers high exercise value with user-friendly features. It's equipped with a magnetic brake and flywheel system that ensures a smooth cycling experience and adjustable resistance levels. The workload can be easily modified with a conveniently placed handle—starting from a light level of under 50 watts to an intense level that exceeds 500 watts with

rapid pedaling. Its handlebar is designed with multiple positions and a dedicated space for a smartphone, making it versatile for everything from rehabilitation to athletic training. The adjustable seat accommodates users from 160-205 cm.

Item no. FSW24700-0001	
General Product Information	
Dimensions LxWxH	99x52x120 cm
Age group	13+
Play capacity (users)	1
Colour options	



Bike High Seat

FSW247



The frame tube for the frame is made of S235 hot-dip galvanized steel tubing with the following dimensions $\varnothing 76,1 \times 3,6 \text{ mm}$. and with a powder coating corrosion class C3 according to ISO12944-2.



The resistance unit and all mechanical parts are hidden in the fully closed cabinet which is made from UV-stabilized Polycarbonate (PC). As a result, entrapment is not possible, making it extremely safe to use and providing protection against the elements.



The magnetic resistance system is fully covered and can be adjusted with a rotatable handle in 10 steps. The selector system is intuitive in use, you rotate the handle to select a different amount of resistance.



The machine is equipped with a weighted flywheel that ensures that the motion stays fluid and comfortable during use.



Seat is made of injection molded soft PUR with a powder coated steel inlay made from s235 steel. The user can choose between 9 different seat heights, ranging between 845mm and 995mm. The seat allows users with a height of 150cm to 195 cm to comfortably use the bike.



The handlebar on the bike accommodates multiple different hand positions and riding styles. The handlebar is made from tubing with a circumference of $\varnothing 34 \text{ mm}$ and a thickness of 3mm.

Item no. FSW24700-0001

Installation Information

Max. fall height	105 cm
Safety surfacing area	11.9 m ²
Total installation time	2.7
Excavation volume	0.00 m ³
Concrete volume	0.00 m ³
Footing depth (standard)	0 cm
Shipment weight	130 kg
Anchoring options	Surface <input checked="" type="checkbox"/> In-ground <input type="checkbox"/>

Warranty Information

Aluminum	15 years
Movable parts	2 years
PUR components	10 years
Spare parts guaranteed	10 years
Steel	10 years

EN
16630
compliant

Sustainability Data

FSW247



Cradle to Gate A1-A3	Total CO ₂ emission	CO ₂ e/kg	Recycled materials
	kg CO ₂ e	kg CO ₂ e/kg	%
FSW24700-0001	295.46	3.70	40.57

The overall framework applied for these factors is the Environmental Product Declaration (EPD), which quantifies "environmental information on the life cycle of a product and enable comparisons between products fulfilling the same function" (ISO, 2006). This follows the structure and applies a Life-Cycle Assessment approach to the entire Product stage from raw material through manufacturing (A1-A3))

Kompan A/S
 C.F. Tietgens Boulevard 32C
 DK-5220 Odense SØ
 Denmark



Verification of CO₂ calculation of: Fitness



Data version no. 2023-10-05

The CO₂ calculation and data are in compliance with the principles of a carbon footprint impact according to the GHG protocol (Greenhouse Gas Protocol), Scope 3, cradle to gate related to all individual components in the product category: "Fitness" represented by item no.: FAZ10100-0900.

(Scope 3 emissions include emission sources in the upstream and downstream value chain).

Date: 30. October 2023 | Valid until: 30. October 2025

Verified by:

Julie Marie Vejsgaard Larsen, LCA & EPD Consultant

Verification based on report: Validation of CO₂ calculation of 9 categories of Kompan product line, version 1.0, prepared by: Bureau Veritas HSE, Denmark: Julie M. V. Larsen.

Publication date: 30. October 2023

By Bureau Veritas HSE
 www.bureauveritas.dk
 +45 7731 1000

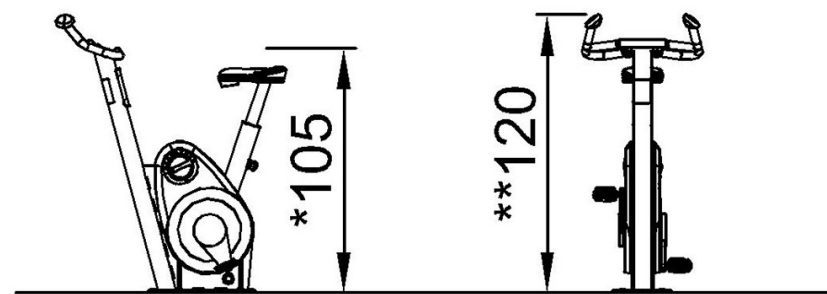
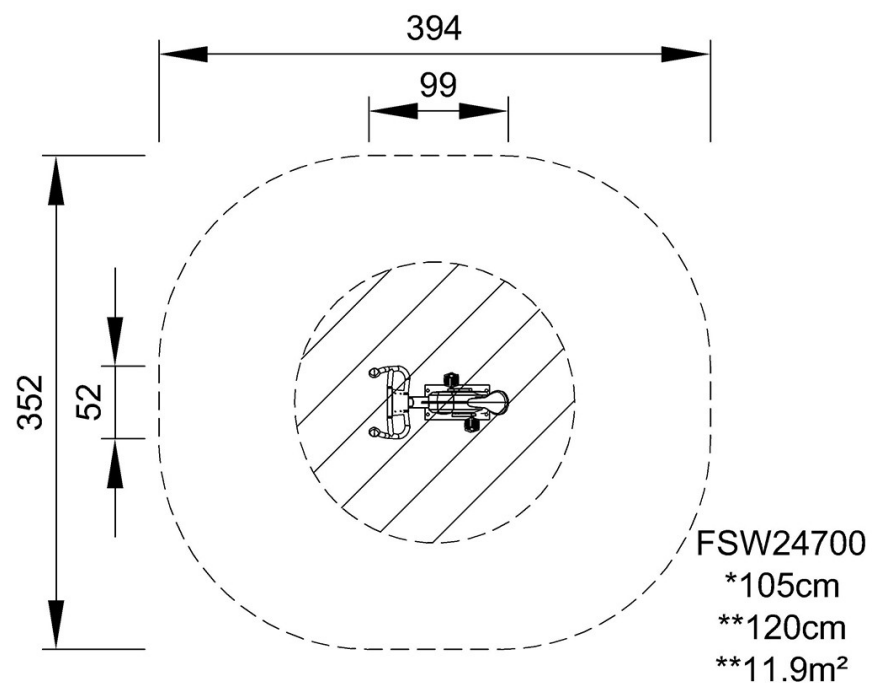


Bike High Seat

FSW247

* Max fall height | ** Total height | *** Safety surfacing area

* Max fall height | ** Total height



FSW24700

[Click to see TOP VIEW](#)

[Click to see SIDE VIEW](#)