



Tall Castle, Large

NRO430



Item no. NRO430-1222	
General Product Information	
Dimensions LxWxH	2196x1478x1040 cm
Age group	6+
Play capacity (users)	60
Colour options	



The phenomenal Tall Castle is a medieval village of continued play, for daredevils as well as for peaceful players, again and again. With its impressive distribution of high-paced, multi-level play options, the Tall Castle allows for abilities and the whole family to have fun in play. The ground level and first floor offer greatly varied rest and physical play events,

with curly climber, slide, and fireman's pole; all fine trainers of children's motor skills and muscles. For elevated level, daring internal rope climbs take the children to the tops and the two hilariously speedy slides. See-through cage climbers, sides and bridges add to the thrill on the way up. The reward of uniquely thrilling climbs and slides makes it worth the

journey. The children learn to overcome fears and judge their abilities in a playful, thrilling, and safe way.

Tall Castle, Large

NRO430



Height

Social-Emotional: children develop courage and self-regulation when being up high. This positively affects self-confidence.



Hammock

Physical: coordination and sense of balance when swaying. **Social-Emotional:** meeting, pushing friends gently back and forth, turn-taking.




Long tube slide

Physical: sliding develops spatial awareness and the sense of balance. **Social-Emotional:** the height ensures extra speed and thrill. Empathy stimulated by turn-taking and consideration of others. Feeling of security when stopping on extra long slide mouth.



Rock climber

Physical: supports cross coordination and leg, arm and hand strength. The hand-holds on top ease entry into platform. **Social-Emotional:** the inclination makes climbing feel secure, especially for younger children.



Sky tunnel

Physical: being up high in a transparent net develop the sense of space and balance, which is fundamental in navigating the world securely. **Social-Emotional:** children develop courage, self-confidence, consideration and turn-taking, all important life skills. Passing other children takes co-operation and teaches children turn-taking skills.



Draw bridge area

Physical: varied rope rails offer levelled challenge of balance and spatial awareness as well as arm, leg and core muscles. **Social-Emotional:** the two rope rails support cooperation, parallel play and positive competition by offering varied difficulty levels in entrance.



Curly climber

Physical: coordination and proprioception are supported when placing arms and legs correctly for going down. Sense of balance when rotating. Arm muscles for holding tight. **Social-Emotional:** empathy stimulated by turn-taking. **Cognitive:** logical thinking when placing arms and legs right for rotating downwards.

Tall Castle, Large

NRO430



All Organic Robinia products by KOMPAN are made of Robinia wood from sustainable European sources. On request it can be supplied as FSC® Certified (FSC® C004450).



The paint used for coloured components is water based environmental friendly with excellent UV resistance. The paint is in compliance with EN 71 Part 3.



The Robinia products are designed with a KOMPAN colour concept with a number of different standard colours. The wood can also be supplied as untreated or with brown painted with a pigment that maintains the wood colour.

Item no. NRO430-1222	
Installation Information	
Max. fall height	300 cm
Safety surfacing area	204.8 m ²
Total installation time	572.1
Excavation volume	0.00 m ³
Concrete volume	0.00 m ³
Footing depth (standard)	120 cm
Shipment weight	21,643 kg
Anchoring options	In-ground ✓
Warranty Information	
Hot dip galvanised steel	Lifetime
Robinia wood	15 years
Ropes & nets	10 years
Spare parts guaranteed	10 years
Stainless steel slide	10 years



Ropes of UV-stabilized PES rope strands with inner steel cable reinforcement. The polyester yarn is made from +95% post-consumer materials and is inductively melted onto each strand.



Curved and straight stainless-steel tunnel slides are supported by multiple steel rods to a center steel post. The tunnel slides are designed with perfect curve and inclination for a playful ride.



The wire frame tunnel is made of hot dip galvanised high quality steel. Corocord 16mm ropes of UV-stabilized PES rope strands with inner steel cable reinforcement. The polyester yarn is made from +95% post-consumer materials and is inductively melted onto each strand. The ropes are highly wear-and vandalism-resistant and can be replaced at site if needed.

**EN
1176**
compliant

Sustainability Data

NRO430



Cradle to Gate A1-A3	Total CO ₂ emission	CO ₂ e/kg	Recycled materials
	kg CO ₂ e	kg CO ₂ e/kg	%
NRO430-1222	24,716.00	1.28	12.10

The overall framework applied for these factors is the Environmental Product Declaration (EPD), which quantifies "environmental information on the life cycle of a product and enable comparisons between products fulfilling the same function" (ISO, 2006). This follows the structure and applies a Life-Cycle Assessment approach to the entire Product stage from raw material through manufacturing (A1-A3))

Kompan A/S
 C.F. Tietgens Boulevard 32C
 DK-5220 Odense SØ
 Denmark



Verification of CO₂ calculation of: Nature play



Data version no. 2023-10-05

The CO₂ calculation and data are in compliance with the principles of a carbon footprint impact according to the GHG protocol (Greenhouse Gas Protocol), Scope 3, cradle to gate related to all individual components in the product category: "Nature play" represented by item no.: NRO409-0621.

(Scope 3 emissions include emission sources in the upstream and downstream value chain).

Date: 30. October 2023 | Valid until: 30. October 2025

Verified by:

Julie Marie Vejsgaard Larsen, LCA & EPD Consultant

Verification based on report: Validation of CO₂ calculation of 9 categories of Kompan product line, version 1.0, prepared by: Bureau Veritas HSE, Denmark: Julie M. V. Larsen.

Publication date: 30. October 2023

By Bureau Veritas HSE
 www.bureauveritas.dk
 +45 7731 1000

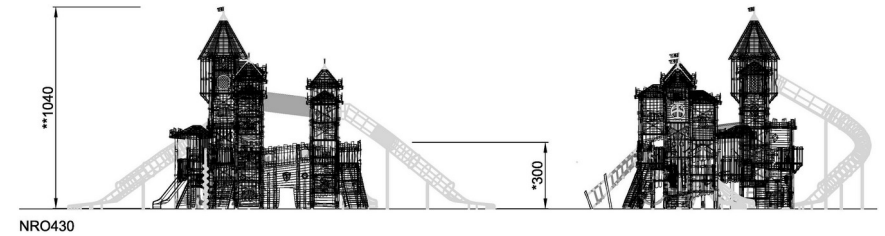
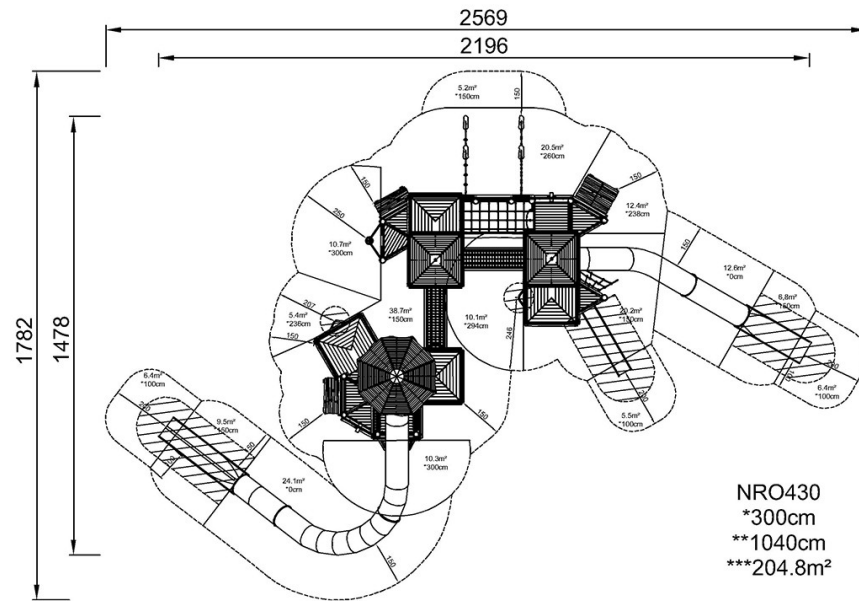


Tall Castle, Large

NRO430

* Max fall height | ** Total height | *** Safety surfacing area

* Max fall height | ** Total height



[Click to see TOP VIEW](#)

[Click to see SIDE VIEW](#)