


The Wizard's Double Tower Fortress ADA


NRO2010



Item no. NRO2010-1021

General Product Information

Dimensions LxWxH	646x1099x534 cm
Age group	4+
Play capacity (users)	38
Colour options	  



The Wizard's Double Tower Fortress is an irresistible play attraction for children. With its varied play corners and diverse physical play activities it attracts children again and again, for a long time. The stairway with hammock makes a nice haven for children of all abilities. The slides and curly climber are thrilling rides down, training core stability as the child sits

upright when sliding. The variation of inclined wood and net accesses assist the child in climbing up in more or less challenging ways, training cross-coordination and leg, arm and core muscles. An inclined climb gives a bigger sense of security than a vertical one, thus inviting a range of children of varied abilities. The platforms on the ground and at elevated

levels invite meetings and exchanges.

The Wizard's Double Tower Fortress ADA

NRO2010



Accessible stairway

Physical: climbing the accessible stairway is for all and supports cross coordination as well as arm and leg muscles. For young children, walking stairs and alternating feet is developed. **Social-Emotional:** room for active breaks and adult helpers. An inclusive space.



Net bridge

Physical: children develop their balance, cross coordination and spatial awareness in the open net. **Social-Emotional:** interaction with children outside, socializing. Cooperation and consideration, e.g. when passing others.



Hammock

Physical: coordination and sense of balance when swaying. **Social-Emotional:** meeting, pushing friends gently back and forth, turn-taking. **Cognitive:** for toddlers cause and effect understanding.



Rock climber

Physical: supports cross coordination and leg, arm and hand strength. The hand-holds on top ease entry into platform. **Social-Emotional:** the inclination makes climbing feel secure, especially for younger children.



Desk

Social-Emotional: great meeting place and space creator for storing or sitting.



Slide

Physical: sliding develops spatial awareness and a sense of balance. Furthermore, the core muscles are trained when sitting upright going down. **Social-Emotional:** empathy stimulated by turn-taking.



Curly climber

Physical: coordination and proprioception are supported when placing arms and legs correctly for going down. Sense of balance when rotating. Arm muscles for holding tight. **Social-Emotional:** empathy stimulated by turn-taking. **Cognitive:** logical thinking when placing arms and legs right for rotating downwards.

The Wizard's Double Tower Fortress ADA

NRO2010




All Organic Robinia products by KOMPAN are made of Robinia wood from sustainable European sources. On request it can be supplied as FSC® Certified (FSC® C004450).



The paint used for coloured components is water based environmental friendly with excellent UV resistance. The paint is in compliance with EN 71 Part 3.



The Robinia products are designed with a KOMPAN colour concept with a number of different standard colours. The wood can also be supplied as untreated or with brown painted with a pigment that maintains the wood colour.



The product/activities are preassembled from the factory to ensure all safety requirements are considered.



The hardware is made of stainless steel or galvanised steel to ensure durable connections with a high corrosion resistance.

Item no. NRO2010-1021	
Installation Information	
Max. fall height	249 cm
Safety surfacing area	77.8 m²
Total installation time	60.0
Excavation volume	2.58 m³
Concrete volume	0.36 m³
Footing depth (standard)	100 cm
Shipment weight	2,526 kg
Anchoring options	In-ground ✓ Surface ✓
Warranty Information	
Hollow PE parts	10 years
Robinia wood	15 years
Ropes & nets	10 years
Spare parts guaranteed	10 years
Stainless steel components	Lifetime



Sustainability Data

NRO2010



Cradle to Gate A1-A3	Total CO ₂ emission	CO ₂ e/kg	Recycled materials
	kg CO ₂ e	kg CO ₂ e/kg	%
NRO2010-1021	1,191.11	0.54	6.81

The overall framework applied for these factors is the Environmental Product Declaration (EPD), which quantifies "environmental information on the life cycle of a product and enable comparisons between products fulfilling the same function" (ISO, 2006). This follows the structure and applies a Life-Cycle Assessment approach to the entire Product stage from raw material through manufacturing (A1-A3))

Kompan A/S

C.F. Tietgens Boulevard 32C
DK-5220 Odense SØ
Denmark



Verification of CO₂ calculation of: Nature play



Data version no. 2023-10-05

The CO₂ calculation and data are in compliance with the principles of a carbon footprint impact according to the GHG protocol (Greenhouse Gas Protocol), Scope 3, cradle to gate related to all individual components in the product category: "Nature play" represented by item no.: NRO409-0621.

(Scope 3 emissions include emission sources in the upstream and downstream value chain).

Date: 30. October 2023 | Valid until: 30. October 2025

Verified by:

Julie Marie Vejsgaard Larsen, LCA & EPD Consultant

Verification based on report: Validation of CO₂ calculation of 9 categories of Kompan product line, version 1.0, prepared by: Bureau Veritas HSE, Denmark: Julie M. V. Larsen.

Publication date: 30. October 2023

By Bureau Veritas HSE
www.bureauveritas.dk
+45 7731 1000

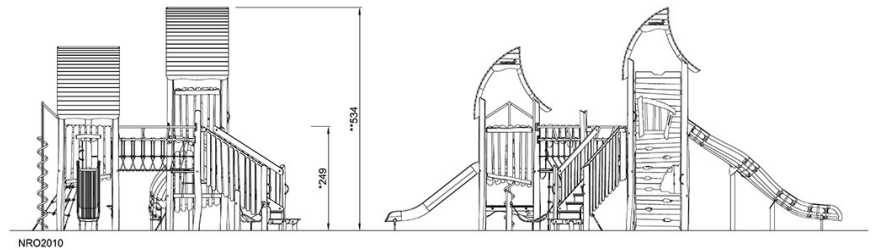
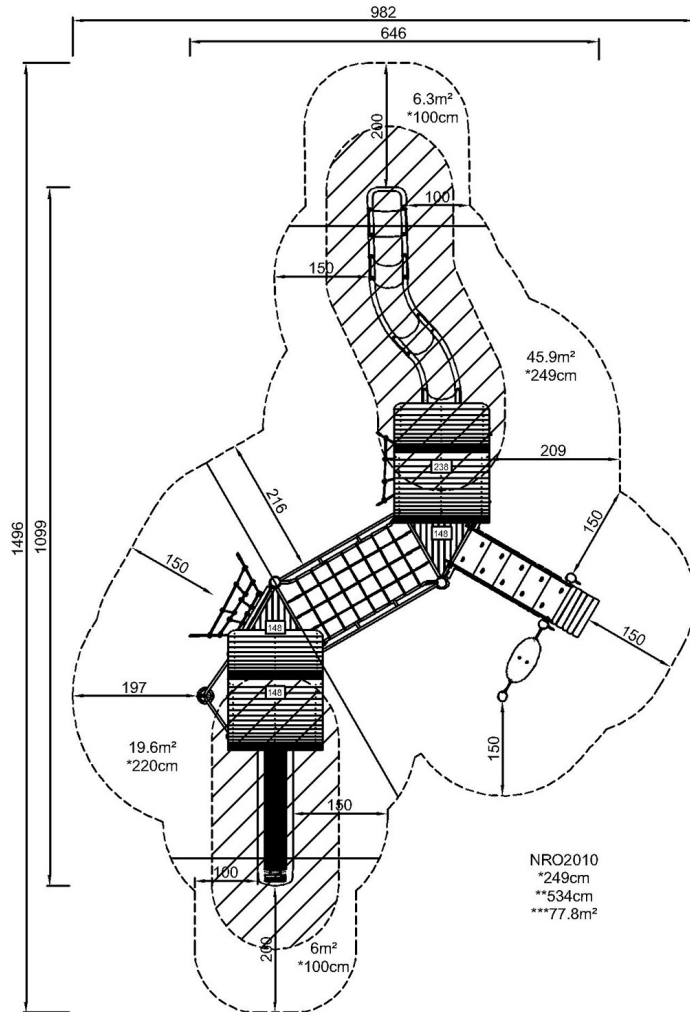


The Wizard's Double Tower Fortress ADA

NRO2010

* Max fall height | ** Total height | *** Safety surfacing area

* Max fall height | ** Total height



[Click to see TOP VIEW](#)

[Click to see SIDE VIEW](#)